

Monday 18<sup>th</sup> January 2021

Year 5 Home Learning

Welcome to week 3 of home learning.

I hope you all had a lovely, relaxing weekend. Last week was our first full week of learning, I enjoyed reading all of your work and you impressed me. Keep working super hard and continue impressing your parents and I.

Also, well done to those who are continuing to do extra spelling on Spelling Shed. The top 3 spellers in Year 5 this week were:

1. Eliana Mirow
2. Finlay Found
3. Sophia Blyth-Walker

You three will be awarded 3 spelling house points on Class Dojo.

Reading Books

Please use the Oxford Owl reading site to download reading books for your child to read. Alternatively, if you wish to change your child's reading book, please send me an email and we can arrange a date and time for you to come to school.

Have a good day today, work hard and make sure to email pictures of your work.

Mr Farrier

9am	9:20	10:00	10:30	11am	11:30	12:00
Spelling	English	English Zoom Drop-in Session	Break	Maths	Maths Zoom Drop-in Session	Lunch

1:00	1:30	2:15 – 3:00	3:00
Reading	Geography	Afternoon Zoom Drop-in Session	Story

### *Zoom Drop-in Links*

#### Mr Farrier's English Zoom Meeting

Time: 10:00 – 10:30am

<https://zoom.us/j/6600387769?pwd=VG8xUVZXZUN4VGhjNGV3Tm9CM04wdz09>

Meeting ID: 660 038 7769

Passcode: year5

#### Mr Farrier's Maths Zoom Meeting

Time: 11:30 – 12:00am

<https://zoom.us/j/6600387769?pwd=VG8xUVZXZUN4VGhjNGV3Tm9CM04wdz09>

Meeting ID: 660 038 7769

Passcode: year5

#### Mr Farrier's Afternoon Zoom Meeting

Time: 2:15 – 3:00pm

<https://zoom.us/j/6600387769?pwd=VG8xUVZXZUN4VGhjNGV3Tm9CM04wdz09>

Meeting ID: 660 038 7769

Passcode: year5

## Spelling

Look, Cover, Write, Check – This week's spellings are below. Write each spelling out three times using look, cover, write and check. Apply 5 of your spellings into a sentence.

Restaurant

Rhyme

Rhythm

Sacrifice

Secretary

Shoulder

Signature

Sincere

Sincerely

Soldier

Stomach

Suggest

Symbol

System

Thorough

Twelfth

Variety

Vegetable

Vehicle


Yacht

## English

### SPAG (15 minutes): Relative pronouns

Today you are going to be looking at using relative pronouns. Relative pronouns are words like 'who', 'that', 'whose' and 'which'. They are used to join parts of sentences together however they are not used as conjunctions. Complete the two tasks below.

1 Draw lines to complete the sentences below correctly.

We met the acrobat		gave her a filling.
I like the blue shoes		have a five-star rating.
They always stay in hotels		built our house.
Paul is the builder		have sparkly laces.
Lauren saw the dentist		performed in the circus.

2 Add a relative pronoun from the box to the sentences below.

that      whose      which      who

We have a new neighbour ..... works at the bank.

This is the shop ..... sells diving equipment.

That's the man ..... son is a famous footballer.

Geraldine owns a house ..... has four bedrooms and a big garden.

### English (45 minutes): To complete a shared write.

This week you are going to complete a shared write. Each day you will focus on one part of the story. Today you will be writing a detailed 'beginning' paragraph. Over the week I want you to use your story mountain, which you created on Friday, to help you write a different section each day. Use your points for each section of the story and make sure you expand on it the best you can. Watch the video below for further explanation.

[https://youtu.be/n23JJ5ZE\\_3E](https://youtu.be/n23JJ5ZE_3E)

Last week, I was unhappy with the amount of spelling mistakes and missing punctuation. You cannot and should not miss any capital letters or full stops. As a year 5 child, it is completely unacceptable. Please make sure you include them correctly.


Within your beginning paragraph, you must use these sentence types and writing skills:

- Fronted adverbials
- Complex sentence
- Embedded relative clause
- Powerful verbs

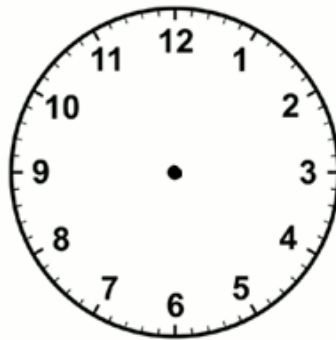
[Ali Baba and the Forty 40 Thieves | | Fairy Tales and Bedtime Stories for Kids | Moral Story - YouTube](#)

**Maths Meeting: Recap time (15 minutes)**

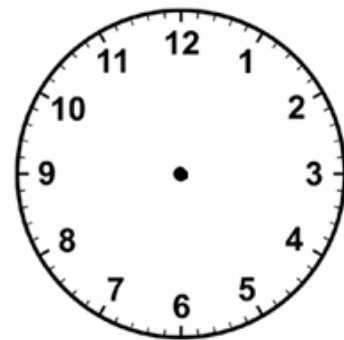
For today's session, I would like you to practise your skills of time. Please draw the following times on the clocks. In your book, draw a neat circle.



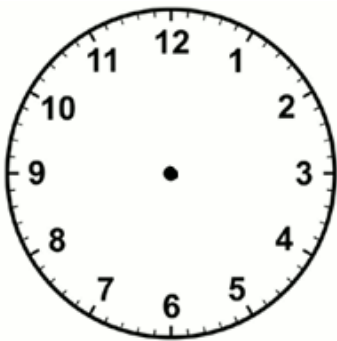
16:45




13:05




06:50



09:32



19:25



23:10

### Maths:

Today you are going to be moving onto a new topic of work which is 'decimals'. You are going to recognise that 10 tenths is the same as one whole one and learn how to convert to decimals. Watch the video below before attempting the tasks.

<https://youtu.be/2RWRIPUjUe4>

Task 1:

**3** What is the decimal for each of the following?

**a**  $\frac{5}{10} =$

**b**  $\frac{6}{10} =$

**c** 3 tenths =

**d** 8 tenths =

**4** What decimals do the following shaded and unshaded parts represent?



shaded parts =


unshaded parts =



shaded parts =

unshaded parts =

**5** What is the decimal for each point on the number line?






Task 2:


**10** What decimals do the following shaded parts represent?

**a**



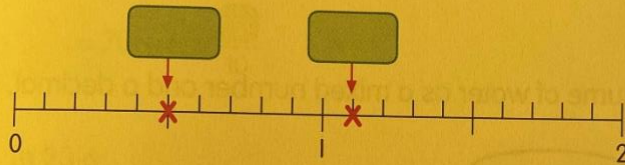
shaded parts =

**b**




shaded parts =

**11** Look at the points marked with a cross (X) on the number line. What decimals do these points represent?




**12** What is the decimal for each of the following?

**a**



**b**



**c**  $2\frac{9}{10} =$

**d**  $\frac{27}{10} =$



Extension task – Can you challenge yourself

**2** Write as a decimal.

**a**

Ones	Tenths
	● ● ●

---

**b**

Ones	Tenths
● ●	● ●

---

**c**

Ones	Tenths
● ● ● ●	● ● ● ● ● ● ● ●

**d**

Ones	Tenths
● ● ● ● ●	● ● ● ● ● ● ● ● ●

## Reading

**Inference Task** – Even though you are doing a reading task, I still would like you to answer each question in full detail. You must remember your capital letters and full stops. No matter what piece of work we are doing we must not get careless and must continue with our high expectations.



1. What is happening here?
2. What was the girl doing before this? How do you know?
  3. Why do you think are the ants angry?
  4. Did she fall over or get pulled over by the ants?
5. What is she saying? What is she thinking? How is she feeling?
  6. Do you think anyone knows that she's there?
  7. What do you think is going to happen?

## Geography

### Mountain Ranges

Today you are moving onto mountains in the UK and where they are located. The first part of the lesson is going to be you conducting some independent research. I have given you 6 places of high ground in the UK. Your task is to find out which the highest mountain in that peak, how big it is in metres and which county it is located in.



Use a brown pencil crayon to shade the main areas of high ground in the UK.  
Label each one and find out the height of its highest peak.

	1. Pennines	2. Grampian Mountains	3. Snowdonia	4. Dartmoor	5. Cambrian Mountains	6. Sperrin Mountains
Height in m of highest peak						
County/counties highest peak is located in						

In your google search you could put 'what is the highest mountain in the pennines UK?'. On google, it should then show you how high it is, where it is and what the mountain is called. Once you have completed that, I would like you to pick one of the mountains and then draw it in a downsized scale. The scale needs to be, every 100m is 1cm of drawing. For example: if you pick a mountain that is 800m high, draw that mountain 8cm high.

