

Thursday 14th January 2021

Year 4 Home Learning

Good morning Year 4. You are all working extremely hard to get your tasks completed. Use the videos to help you. Any questions, drop in on the zoom.

Keep it up

Mr Farrier Miss Thompson

9am	9:15	9:30	10am	10:30	11am	11:30am	12pm	1pm	1:30pm	2:15pm	3pm
Spelling	PaG	English	30 minute zoom drop in- English	Break	Maths	30 minute zoom drop in- Maths	Dinner	Reading	D.T	30 minute zoom drop in	End of day

English Drop in

Topic: English Drop in

Time: 11:30 AM daily

Join Zoom Meeting

<https://zoom.us/j/96553197794?pwd=ejVEVXdwcUZKRmkxTG5lTXZ3TmhHUT09>

Meeting ID: 965 5319 7794

Passcode: y4handale

Maths Drop in

Topic: Maths Drop in Meeting

Time: 11:30 AM Daily

Join Zoom Meeting

<https://zoom.us/j/93310556740?pwd=LzNKRDBNUU+JeEZBczUzNmNFbTF6QT09>

Meeting ID: 933 1055 6740

Passcode: y4handale

Afternoon Drop in

Topic: Afternoon Drop in

Time: Jan 11, 2021 02:15 PM

Join Zoom Meeting

<https://zoom.us/j/91019257804?pwd=WFh6eXFCUINqLOU1c0gvcEhMcUtsUT09>

Meeting ID: 910 1925 7804

Passcode: y4handale

Spelling (15 minutes)

Today you will be playing countdown from home. In countdown, you need to try and make as many words as possible out of the two words. Time yourself, 5 minutes on each word.

Here is an example:

medal	disclosure
Me Dale Ale	Close Closure Sure Side Sid Sold

Today's words are:

Treasure enclose

Loyal virtual

PaG (15 Minutes)

Today in PaG, I would like you to explore Bossy Verbs.

Please watch the video then complete the task:

<https://youtu.be/xJHpnIgJE9Q>

Task

Mr. Chatterbox has made all Little Miss Bossy's sentences too long! They don't sound bossy anymore! Can you help Little Miss Bossy cut out words to turn them into sentences with bossy verbs? Remember! Bossy verbs and sentences sound like commands and instructions.

Underline your bossy verbs.

1. Please could you come over and fold the paper in half?
2. Could you carefully drive to the hotel?
3. Please pour the milk into the bowl.
4. When you are ready, line up at the door.
5. Take your coats off, but please do it carefully.
6. Gently remove the jelly from the mould.



English

LC: Investigating nouns and pro-nouns

Today in English we will be working on our PaG skills. We will be focusing on pronouns. Pronouns take the place of nouns in a sentence. Learn all about pronouns with this video:

<https://www.youtube.com/watch?v=iId2bE-WZBM>

Instead of "tell the **guards**" you could say "tell **them**"

Instead of saying " **Amir** can tell **Holly**" we could say "**He** can tell **her**"

During this session, please follow the video and complete the tasks when asked. Pause at any time and recap when you need to:

<https://youtu.be/CHHBgzjWEdc>

Task 1: List all the pronouns you already know

Task 2: Two circles in your books, separate the words into pronouns and not pronouns

Task 3: Write out the 4 sentences and underline pronouns

Task 4: Replacing nouns, write out the 4 sentences and replace the nouns with pronouns.

Task 5: Avoid the repetition

Task 6: Make your own sentences


Any questions, please drop in the zoom between 10am and 10:30am.

Maths Meeting (15 minutes)


For today's session, I would like you to practise your skills of time. Please draw the following times on the clocks. In your book, draw a neat circle.

Here is a video to help:

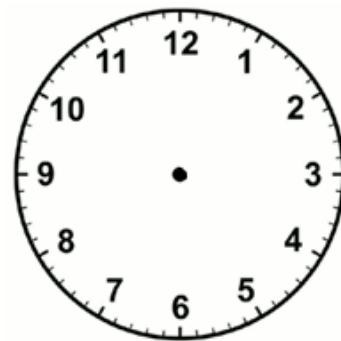
<https://www.youtube.com/watch?v=3Posbu-VKxU>



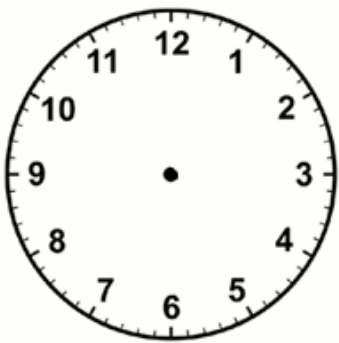
11: 20




3: 25




6:05



7:15



9: 45



8:50

Maths (45 minutes)

Today in maths, we will be continuing our length, mass and volume topic and converting between Litres (l) and Millilitres (ml) .

Our key number facts are that:

There are 1000ml in 1 litre.

Capacity is the amount of liquid a container can hold.

Volume is how much liquid is in the container.

Here is an example video:

<https://youtu.be/OrgRKkx3gfY>

Questions

Write the volume in millilitres

1. 8l 235 ml
2. 4l 453 ml
3. 7l 123ml

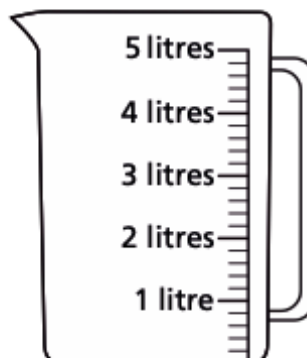
Write the volume in litres and millilitres

4. 6382ml
5. 7283 ml
6. 1298 ml

Mo has some orange juice in a jug.

He pours it into another jug.

Draw a line on the jug to show where the orange juice will reach.



What do you notice?

Different bottles hold different amounts of liquids.



Dexter

Eva



Who has more liquid?

Dexter

Eva

they have the same

Challenge:

Add and subtract the following:

1. 5l 253ml + 3l 462ml
2. 7l 873ml - 3l 236ml
3. 10l 876ml - 5l 453ml

Reading

For reading this afternoon I would like you to read a book to an adult.

Before you start reading your book, can you look at the front cover and **predict** what you think might happen. Who are the characters? What are their names? What might be a problem in the book?

Whilst reading, please can your adult select some words from your text and ask you to **clarify** these words. What do they mean? Why are they used?

At the end of your reading session, I would like you to **summarise** what has happened. What did you learn? What did you not expect?

D.T

In DT, we will be continuing our research into mineshafts. It was great to see all your creative ideas last week and you all designed some interesting, functional shafts.

In today's session I want you to explore mechanical systems. A mechanism is used in a mineshaft to turn and bring up the materials that are collected from the mine.

We are going to be exploring cogs and gears.

Watch this video:

<https://www.youtube.com/watch?v=5kib5aGuq70>

Task

Draw a gear and label it.

How does it work?

How will we use a cog in our mineshaft?

How does it pull up the materials?

Why was this useful in mining?

Challenge

Can you make a mechanism using the materials at home.

Cardboard, paper, straw, twig.

Use your straw or twig to turn the mechanism, does it work?

End of Day

Well done year 4, you have completed another day of online learning. This Afternoon, I would like you to grab a book and relax.

Well done.