

SLC Remote Learning – 12.1.21

9:00 Spelling/ Handwriting	9:15 Phonics	9:35 English	10:15 Zoom drop in	10:45 Break	11:00 maths	11:30 Zoom drop in	12:00 Lunch	1:00 Reading	1:30 Geography	2:00 Zoom drop in	3:00 Story Time
----------------------------------	-----------------	-----------------	-----------------------------	----------------	----------------	-----------------------------	----------------	-----------------	-------------------	----------------------------	-----------------------

Meeting information for any questions/support for today's lesson tasks.

English meeting

Meeting ID: 881 4971 3993

Password: 93ubP1

<https://us02web.zoom.us/j/88149713993?pwd=Z0RzTVlJK0hNT2JJRFNidmhrYXNhcz09>

Maths meeting

Meeting ID: 815 9173 0737

Password: 5GcZ7j

<https://us02web.zoom.us/j/81591730737?pwd=S2dGUUVVxM1A2RVp4WDFzVXo0OU11Zz09>

Afternoon meeting

Meeting ID: 856 8839 6853

Password: taB6Ev

<https://us02web.zoom.us/j/85688396853?pwd=cTVJU2VZOGRTUm02SnVncENEeW5zdz09>

SPELLING –

RECAP DAY: Let's remind ourselves of last week's spellings.

Group 1

analogue, league, colleague, catalogue, dialogue, plague, vague, fatigue, intrigue, rogue, technique, cheque, unique, critique, antique, plaque, mosque, picturesque, grotesque, physique

Group 2

camel, cruel, label, travel, vowel, loyal, medal, total, arrival, normal, evil, pupil, until, fossil, nostril

Group 3

boil, spoil, enjoy, toy, brake, flake, away, stay, plain, drain.

ACTIVITY

Below are your group's spellings again, however they have been mixed up. Can you unjumble the words and write them in your neatest writing? Once you have done this can you write the words again in CAPITAL letters?

Group 1

gueanola

gueeal

gueeacoll

gueolatac

guedalio

guepla

gueva

gueifat

gueriint

guero

quethecin

queehc

queinu

quetrici

queanti

quepla

quemos

queerutcip

quegrteos

queisyhp

Group 2

lirston

ssofil

pilup

ronalm

live

avalrri

demal

tlaut

yalol

wevol

levtra

lbeal

cleur

mecal

Group 3

yadrTuhs

Mndoay

eusTyad

riyadF

thnom

ayd

Sdaynu

yadurtaS

nesWdeyad

eray

Phonics

Today we are looking other ways to say 'or'

aw au



















Read the following words and make a table showing which column they would go in.

Phonics

Today we are looking other ways to say 'or'

aw au

Read the following words and make a table showing real words and which column they would go in.

horn	claw	Paul	morp 
cord	zaw 	vaul 	torg 
born	saw	haul	dort 
fort	thawl 	baunch 	morch 
torn	raw	launch	zorp 
port	dawt 	paunted 	corg 
corn	fawn	haunted	rord 
porch	spraw 	laugust 	vorch 
short	draw	Saul	shorg 
			thord 

or	au	aw

English

Please watch the following lesson input and follow the instructions. You can choose from the following characters:

https://youtu.be/z0iT2ETUF_8



MATHS

Maths meeting

1. _____ + 5 = 10
2. 4 + _____ = 15
3. _____ + 5 + 5 = 20
4. 12 + _____ + 3 = 25
5. _____ + 5 + 1 = 16
6. 20 + 3 + _____ = 29
7. 18 + _____ + 5 = 25
8. 20 - 4 - _____ = 10
9. 25 - _____ - 5 = 10
10. 15 - _____ - 2 = 5

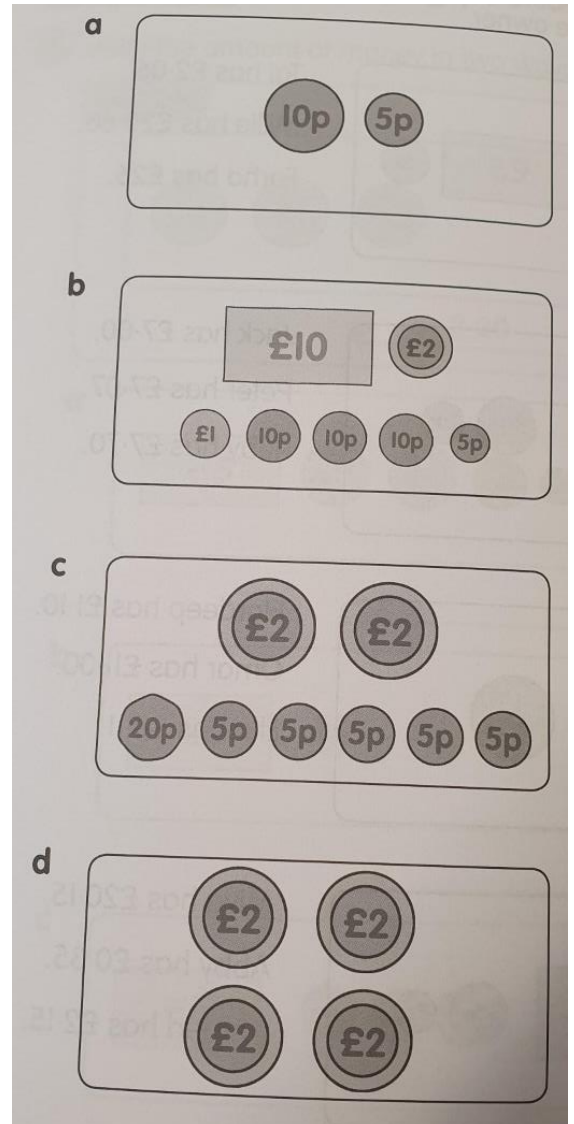
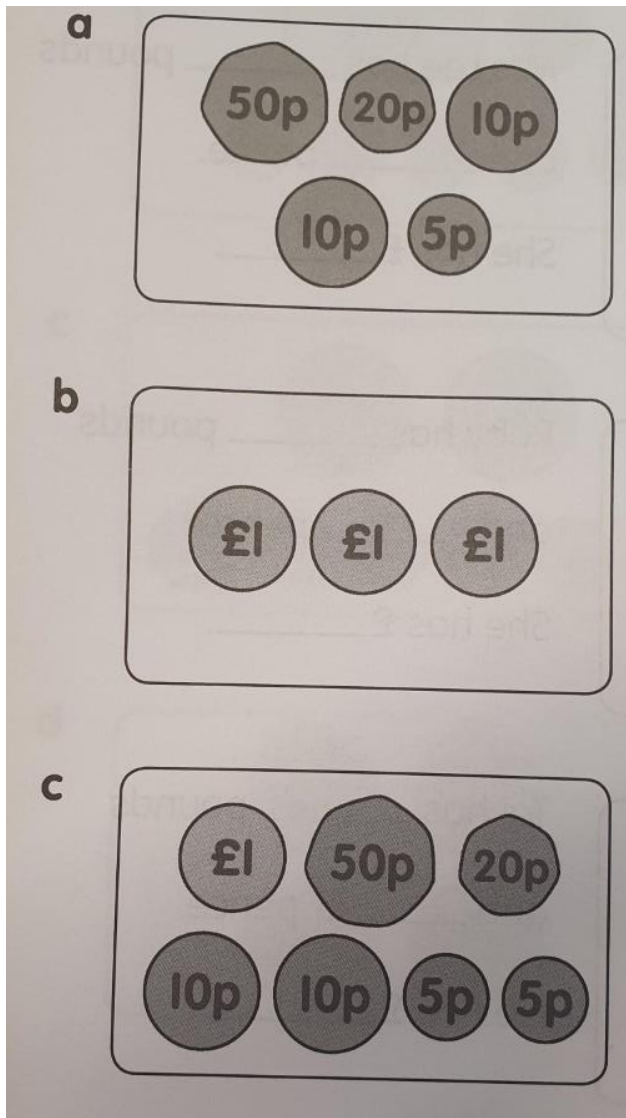
MATHS

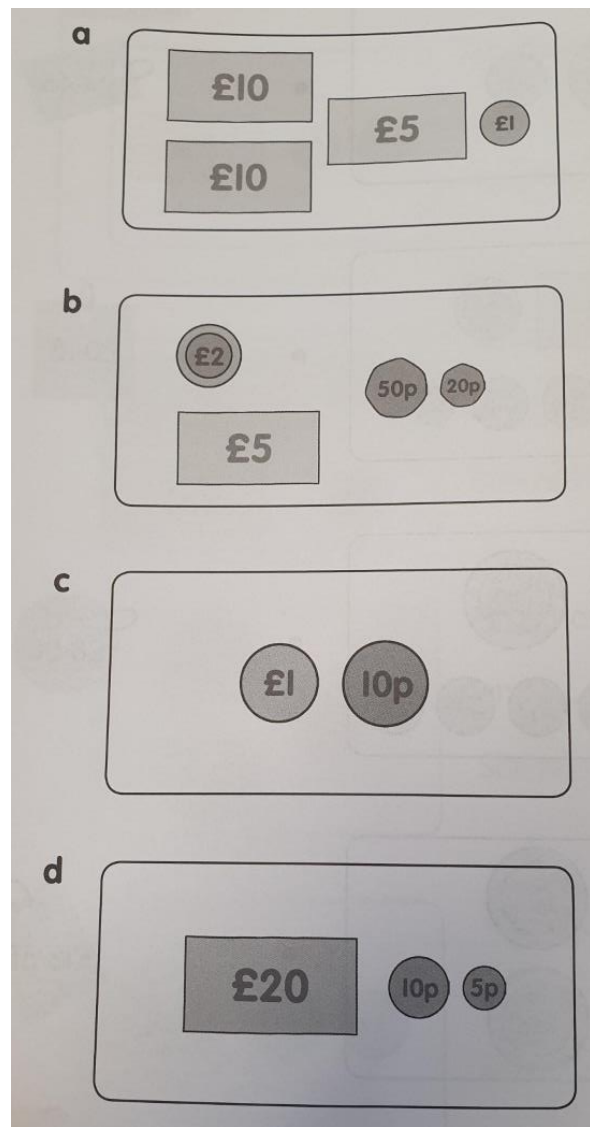

Activity – When counting money, you must remember to count the full pounds first!

We know that there is 100p in £1 so when we are writing amounts of money in £ and p think carefully about place value

Watch the video below.

<https://youtu.be/IUV0Qj4EXFs>






READING

Group 1

There was, however, one toy Tiger did not spy. An unusual, beetle-like robot was half hidden on the cuddly-toy shelf, in-between two fluffy rabbits. It was a strange place to put the metal toy, as it was not the least bit cuddly.



Someone must have forgotten to turn it off because a faint red light glimmered in its eyes. It turned its head as Tiger walked past.

Chapter 3 – Tiger's train ride

Tiger's plan had been to sneak into the toyshop, have a quick play with a Robo-Rex II, then get out before anyone noticed him. But now he saw all the amazing toys in the shop, he just couldn't resist playing with some of them, too.

"I might never have the chance to do this again," he said to himself.

Which should he choose?

He decided to pick the nearest – the train set. He climbed into the engine-driver's cabin, pushed a lever, and he was off!

The train whizzed around the shop. Tiger poked his head out of the driver's cabin and felt the wind whistling through his hair.



V – Which word suggests Tiger is going fast on the train?

I – Why did the 'beetle-like robot' turn its head when Tiger walked past?

P – What do you think Tiger will play with next? Will he get caught?

E – How and why did Tiger's original plan change?

R – Find the sentence which suggests Tiger was excited to be in the shop

S – What's happened so far in the story?

Group 2

Read the postcard below (using today's phonics)

Dear Lorna,

I know how much you love our dog, Storm. You aren't going to believe what happened to her today!

I was playing with Storm on the lawn, when suddenly she started limping. Soon, she couldn't even walk! We had to take her to the vet, wrapped in a shawl. The vet told us she had a thorn stuck in her paw. Poor Storm!

The vet was very kind and took out the thorn. He gave us some pills for Storm and mum put them in a drawer to keep them safe.

I think I will draw a picture of Storm to cheer her up.

How is your pet bird? I hope she doesn't get anything stuck in her claws!

Lots of love,

Paul x




Lorna Petty,
4 Ladybird Walk,
York,
Yorkshire,
YL6 W72

1. Who is Storm?
2. What happened to Storm?
3. Who helped Storm?
4. What did the vet give Storm?
5. Who has a pet bird?

Group 3

Cows

- 10 I can see a lot of cows on the turf.
21 They run to the rail and moo if they see me.
33 I go to the farm at the end of the week to
35 feed them.
46 I will ask Mum if we can get a pet cow.



Read Together Quick Questions



1. When does the author go to the farm?
Tick one.

- ☐ in the morning
☐ every Thursday
☐ at the end of the week



2. Which word means the same as 'grass'?
Tick one.

- ☐ rail
☐ feed
☐ turf



3. How do you know that the cows like to see the author?



4. What do you think Mum will say?

GEOGRAPHY

Please watch the following lesson presentation.

<https://youtu.be/5-lnw2GZI3k> - lesson link

volcano erupting <https://www.youtube.com/watch?v=R0Zbj7S22zs>

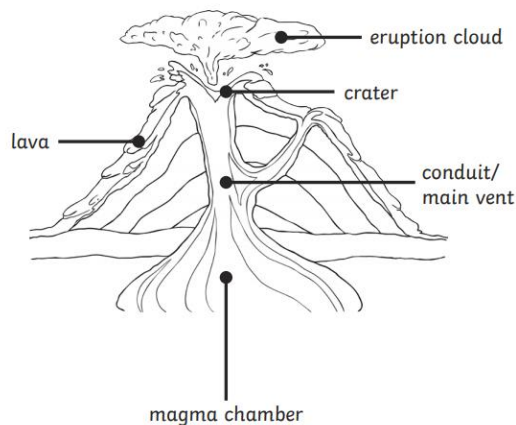
Complete the following:

To explain how volcanoes are formed.

1

P_____ builds up inside
the E_____.

Complete the sentences describing a volcano's life.



2

This then affects the Earth's
c_____, so that
m_____ can sometimes
e_____ through it.

3

The l_____ and a_____
that are e_____ through
the crust build up to form the
classic volcano c_____ shape
over time.

4

This process is happening
all the time!

Challenge:

I know how you all love drawing, so why not have a go at copying this picture. Remember what we have learnt in Art, look at the different shades and remember to use the full page.

