

Wednesday 13th January 2021

Year 3 Home Learning

Good morning, Year 3. Well done for working so hard yesterday.

When you have completed your work today, please send it to the year 3 email address below.

year3@handale.rac.sch.uk

There are 3 zoom calls scheduled throughout the day and these will happen at the same time every day. These Zoom calls are for when you need support with your work so you do not need to join the call if you are getting on ok. I have recorded some videos to help you with your work today so please use these when mentioned in this document.

Here is today's home learning.

9am	9:30	10:00	10:30	11am	11:30	12pm	1pm	1:30	2:15	3pm
Spelling	English	Zoom drop-in	Break	Maths	Maths Zoom drop-in	Dinner	Reading	Science	Afternoon zoom drop-in	Story Time

10:00 Zoom meeting

<https://zoom.us/j/95685637997?pwd=OHY0bFhMTHdtOG5XVlVaL1dxY2RNdz09>

Meeting ID: 956 8563 7997

Passcode: 4d4MKD

11:30 Zoom meeting

<https://zoom.us/j/92202827726?pwd=ZXkxZlhxSkJTN3NkSVl6WlJKczBydz09>

Meeting ID: 922 0282 7726

Passcode: 44ZKns

2:15 Zoom Meeting

<https://zoom.us/j/92980257859?pwd=Zmw4Z1pFbktQYUN4aDdOcWhqdIZxQT0>

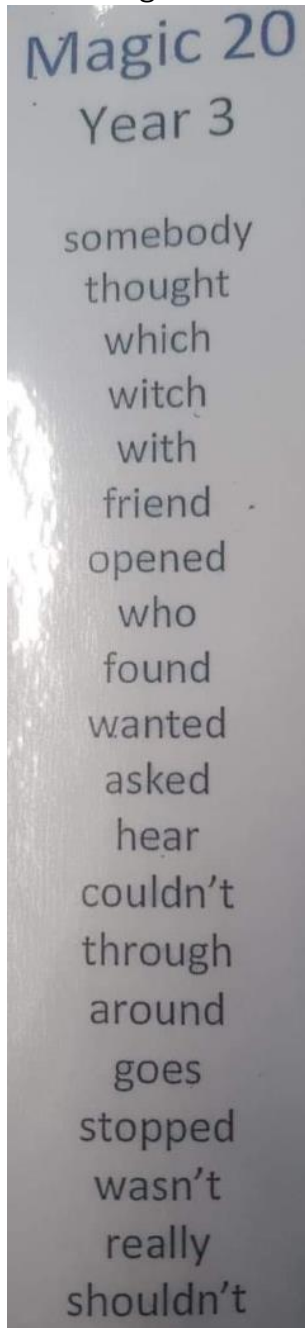
9

Meeting ID: 929 8025 7859

Passcode: k5xjZc

Spelling

Magic 20



1. Pyramid words

2. Sentences

Can you include at least 3 of these sentences?

- A sentence of 3
- A compound sentence
- A complex sentence
- A question sentence
- A command sentence

SPAG

Today in SPAG you will be identifying sentence types.
Please watch this video and then complete the activity below.

https://youtu.be/r6JnR_aBPkl

Are the sentences simple, compound or complex?

1.	The humongous volcano erupted.	
2	Tranio grabbed Livia's shaking hand and they ran for their lives.	
3	The volcano rumbled louder than thunder before it erupted.	
4	The terrified children set sail on a boat so they could escape the molten hot lava.	
5	While the actors rehearsed, the floor began to shake.	
6	Tranio ran quickly to Livia's house.	
7	A tear ran down Tranio's face because his town had been destroyed.	
8	Tranio and Livia returned to Pompeii but it was buried beneath the lava.	

Today we will be generating descriptive ideas for writing about Pompeii.
Watch the video and then complete the activities below.

<https://youtu.be/DBkPROHdniY>



Activity 1: Annotate the images with adjectives, similes and alliteration.

Adjectives – words that describe nouns – beautiful, sparkling

Similes – Comparing one thing to another – the crystal, clear water sparkled like a diamond.

Alliteration – 2 or more words with the same sound the beautiful boats bobbed up and down.

Activity 2: Improve some of your ideas by using an online thesaurus to identify synonyms for your words.

<https://www.collinsdictionary.com/dictionary/english-thesaurus>

e.g. huge volcano

huge = mountainous, colossal, vast, immense

glittering harbour

glittering = dazzling

busy streets

busy = crowded, hectic

Maths Meeting

Column subtraction with regrouping.

Please watch the video called **Subtract a 3-digit number from a 3-digit number – exchange** until **4 minutes and 30 seconds** and then complete the subtractions below using a formal written method.

<https://whiterosemaths.com/homelearning/year-3/week-8-number-addition-subtraction>

1. $742 - 517$
2. $768 - 283$
3. $456 - 267$
4. $571 - 349$

Maths

<https://youtu.be/lxvlhyxbheY>

1. Use heavier or lighter to complete the sentences.

b)



The ball is _____ than the bat.

The bat is _____ than the ball.

2

- a) Which is the heavier barrel?



- b) Which is the lighter crate?



- c) What can you say about the mass of the two crates?

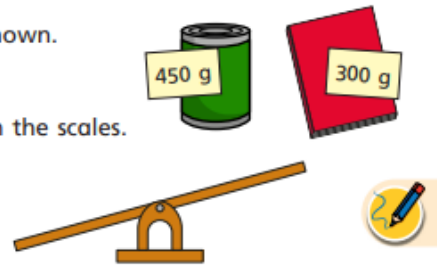


- 3 The mass of a tin and a book is shown.

Scott puts the tin and the book on the scales.

One side of the scales goes down.

Draw the book and the tin on the scales to show this.

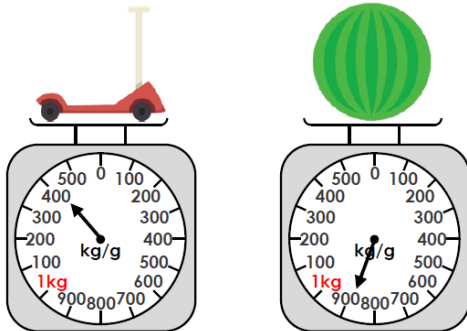


- 6 Three weights are shown on the scales.

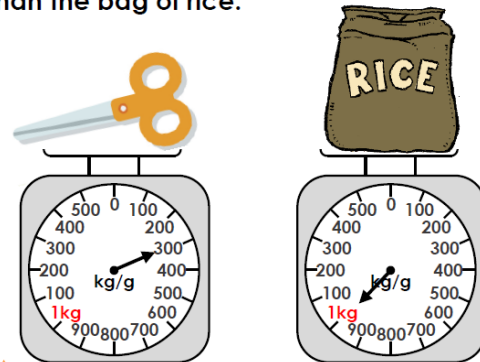


Write the weights in order, starting with the lightest.


- 9a. True or false? The scooter is heavier than the watermelon.



- 9b. True or false? The scissors are lighter than the bag of rice.



Use $<$, $>$ or $=$ to compare the mass of each pair of objects.



Challenge:

Here are three masses.

20 kg and 600 g

20 kg

18 kg and 500 g

Match each mass to the correct child.

Dora



My mass weighs more than $\frac{1}{2}$ of 40 kg.

My mass is more than Eva's mass.

Eva



My mass weighs more than 18 kg but less than 20 kg.

Mo



Do you remember our reciprocal reading session? Today we will be reading a text and then clarifying some words. Just like we do in our reciprocal reading sessions.

I would like you firstly to carefully read the text below. If you need help with any words please ask an adult but try to read most of the text yourself.

The Official Safe-Tea Shelter

- 11 Do you live in an extreme weather hotspot? Do you want
21 your family to be safe, no matter what the weather?
30 Then look no further than the Safe-Tea Shelter. Drink
40 your warm beverage with complete peace of mind as you
48 sit comfortably within thick, corrugated sheets of metal,
56 designed to withstand even the worst of hurricanes.
- 64 Three heavy-duty locks protect you from the outside
75 world, whilst a state of the art system of vents makes
88 sure that the air you breathe is as fresh as being at the
94 seaside. Buy today to avoid disaster.
- 102 Limited time promotion: one free box of refreshments
104 per shelter.



Now I would like you to clarify some words. Remember when we clarify we need to explain what the word means. You can use the text to help you by reading the word in the sentence.

I would like you to write each word and then write a sentence to clarify it.

Beverage

Corrugated

Withstand

Heavy-duty

Vents

Limited

Promotion

Refreshments

Science

WOW, I was really impressed with your descriptions of the rocks last week. You used some fantastic scientific vocabulary such as, smooth, rigid, hard, rough and sharp.

I already know that you are all super scientists and this afternoon you are going to be super geologists. (People who study rocks!)

To continue our topic of rocks, this week I would firstly like you to collect some small rocks. You might be able to find some in your garden or yard, or if you go on a walk to exercise. About 10-15 rocks will be enough.


SAFETY ALERT!!!! Please make sure to ask an adult to help you to look for the rocks and check with them that what you are picking up is safe as sometimes glass can be amongst rocks and I wouldn't want any cut fingers.

Task 1

Once you have collected your rocks, I would like you to sort them into groups. For this there is no right or wrong answer. The groups are your choice and I just want to see your ideas. Try to have at least 3 groups.

For each group I would like you to tell me some of the properties of the rocks in that group and why you have grouped them together.

Here is an example group.



Task 2

All of the world's natural rocks can actually be sorted into 3 main types.

- Igneous
- Sedimentary
- Metamorphic

These are new scientific words to us and are quite tricky. I would like you to watch the short YouTube video (the link is below) to learn about the three different types of natural rocks.

[Types Of Rocks | The Dr. Binocs Show | Learn Videos For Kids - YouTube](#)

Are you a rock expert now? Can you say the 3 rock types to an adult? They are quite tricky to say.

Task 3

For your final task today, I would like you to write a few sentences for each, to explain igneous, sedimentary and metamorphic rocks. Can you tell me how each one is formed?

Story

Enjoy a story from home or use the following link to download a free eBook to enjoy.

<https://www.oxfordowl.co.uk/for-home/find-a-book/library-page/>

Which story have you been enjoying at home? We would love to hear about the stories you share.

Well done for completing today's home learning. We are sure that you have all worked very hard. Please remember to ask an adult to send us pictures of your work so we can see how you have been getting on.

Mrs Porter and Mrs Brodie