

Wednesday 13th January 2021

Year 5 Home Learning

Wednesday, the day where you know you are half way through the week. Keep going Year 5, I am proud of all your efforts so far so keep it up.

Have a good day today, work hard and make sure to email pictures of your work.

Mr Farrier

9am	9:20	10:00	10:30	11am	11:30	12:00
Spelling	English	English Zoom Drop-in Session	Break	Maths	Maths Zoom Drop-in Session	Lunch

1:00	1:30	2:15 – 3:00	3:00
Reading	PE and Art	Afternoon Zoom Drop-in Session	Story

Zoom Drop-in Links

Mr Farrier's English Zoom Meeting

Time: 10:00 – 10:30am

<https://zoom.us/j/6600387769?pwd=VG8xUVZXZUN4VGhjNGV3Tm9CM04wdz09>

Meeting ID: 660 038 7769

Passcode: year5

Mr Farrier's Maths Zoom Meeting

Time: 11:30 – 12:00am

<https://zoom.us/j/6600387769?pwd=VG8xUVZXZUN4VGhjNGV3Tm9CM04wdz09>

Meeting ID: 660 038 7769

Passcode: year5

Mr Farrier's Afternoon Zoom Meeting

Time: 2:15 – 3:00pm

<https://zoom.us/j/6600387769?pwd=VG8xUVZXZUN4VGhjNGV3Tm9CM04wdz09>

Meeting ID: 660 038 7769

Passcode: year5

Spelling

Magic 20:

extremely, different, special, finally, weird, straight, eventually, minute, definitely, exciting, additionally, frightened, damaged, absolutely, receive, poisonous, probably, fortunately, originally, adventure

Spelling Activity

Rainbow writing – pick 3 colours and write each letter in a different colour so it looks like a rainbow. If you do not have colours at home, use a pen and a pencil.

Challenge – Can you create a multi-clause sentence using 2 or more magic spellings.

Eventually, the petite creature awoke from his weird dream although he felt extremely concerned it wasn't a dream because peering beside him was the same bottle of poisonous he drank in his dream.

English

SPAG (15 minutes): Onomatopoeia. Watch the link below.

[What is onomatopoeia? - BBC Bitesize](#)

What is onomatopoeia? Onomatopoeia is a word which sounds like what it means. Commonly known as a sound effect to an action. Look at the list below.



Imagine you are chasing a mouse around your house, you are chucking stuff at it, you are bumping into stuff and you are struggling to catch the mouse. I want you to use the scenario I have just gave you and create 4 sentences using onomatopoeia.

Example: Surprisingly, the petite mouse jumped out the way of the plate. SMASH! The plate collided with the kitchen floor and splattered everywhere.

English (45 minutes):

Today you are going to use speech sentences. You will continue to use the Ali Baba and the Forty Thieves video. I want you to create your own conversation between Ali Baba's Brother (Cassim) and one of the thieves. I want you to use powerful verbs for how each person is speaking and make sure it is correctly punctuated. Be creative as possible and make your own conversation. Look at my example on the video below.

<https://youtu.be/aahtcg9MNvA>

I want this to be a great bit of writing, speech sentences are very important.

[Ali Baba and the Forty 40 Thieves | | Fairy Tales and Bedtime Stories for Kids | Moral Story - YouTube](#)

The part I want you to look at is around 7:50 on the video.

Maths

Maths Meeting: Recap dividing by 10 and 100 (15 minutes)

Watch this link to understand how to divide by 10 and 100.

<https://youtu.be/6vzlCUuzbec>

Questions:

1. 463 divided by 10
2. 5940 divided by 100
3. 26 453 divided by 10
4. 74 364 divided by 100
5. 83 374 divided by 100
6. 33 divided by 10

Maths Meeting: Unknown lengths within squares and rectangles (45 minutes)

Today you are going to find missing lengths of shapes when they are put together. Look at the example below.

The picture shows that the length B to C is missing.

The length A to F = 10cm.

The length D to E = 6cm.

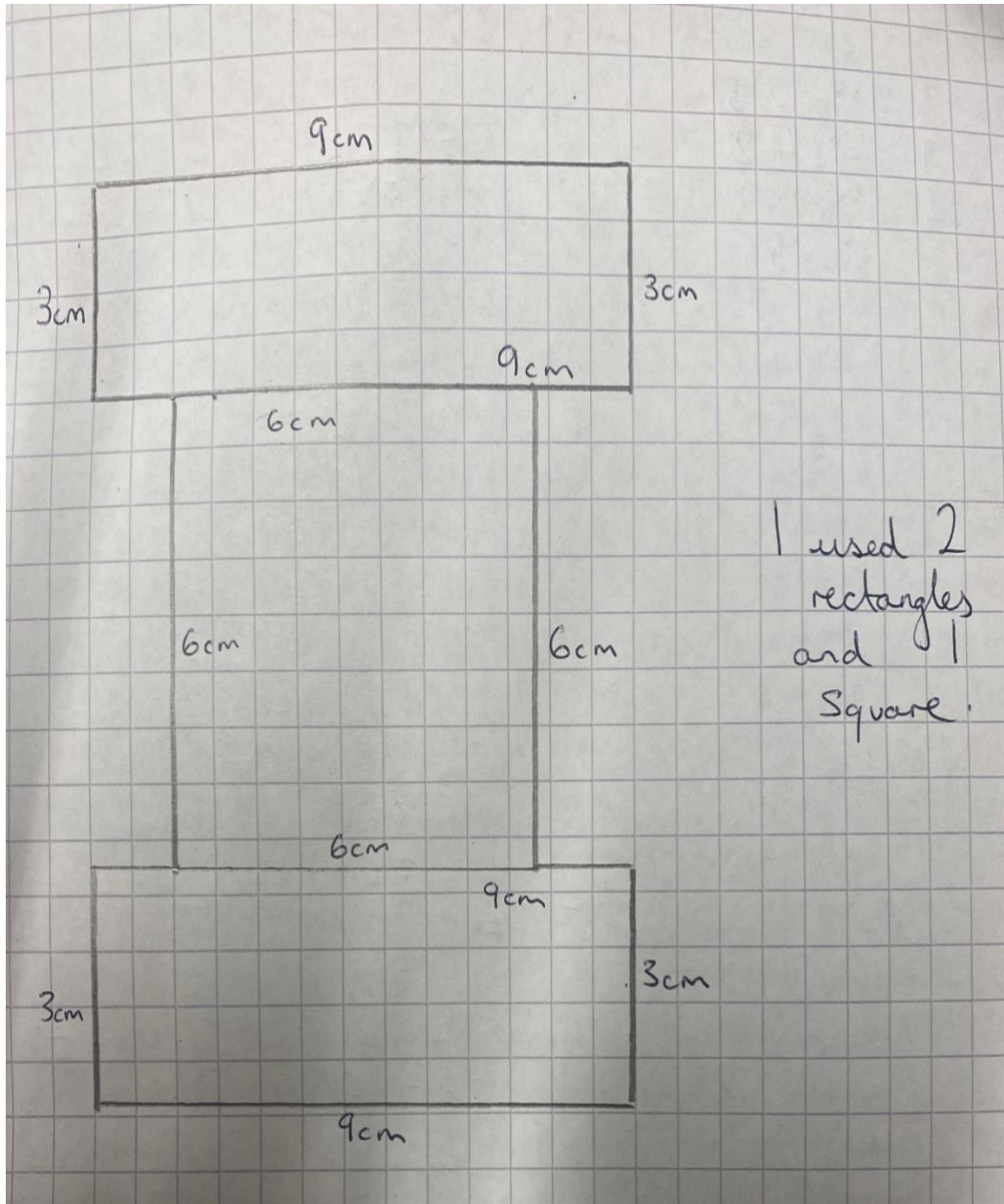
Therefore, because they are opposite sides of each other we must do $10\text{cm} - 6\text{cm}$ to find our answer which is 4cm.

3 Shape ABCDEF is made up of two rectangles. Find the length of BC.

The opposite sides of a rectangle are equal.

$$BC = 10\text{ cm} - 6\text{ cm}$$
$$= 4\text{ cm}$$

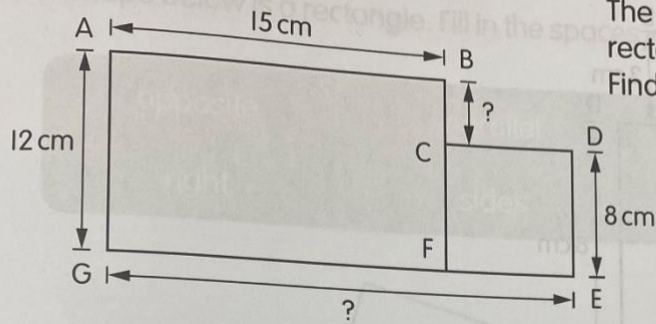
Task 1 – Using both a rectangle and a square, I want you to make your own shape. The square must have equal sides of 6cm. The rectangle must have two long sides of 9 cm and two short sides of 3cm. You can use as many of these shapes as you want. I have completed an example below.



Task 2 – Find the missing lengths in the following shapes.

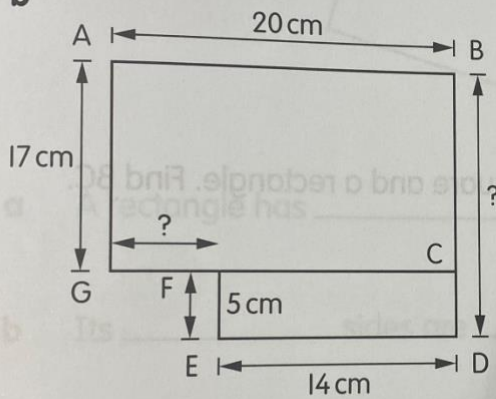
- 3 Find the missing lengths in each of the following shapes.

a



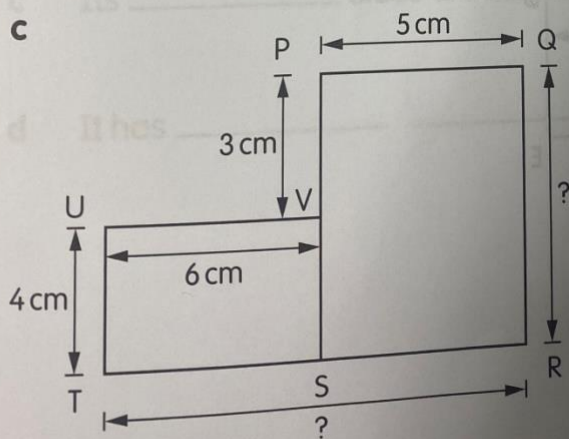
The shape is made up of a rectangle and a square.
Find BC and GE.

b



ABCG and CDEF are rectangles.
Find BD and FG.

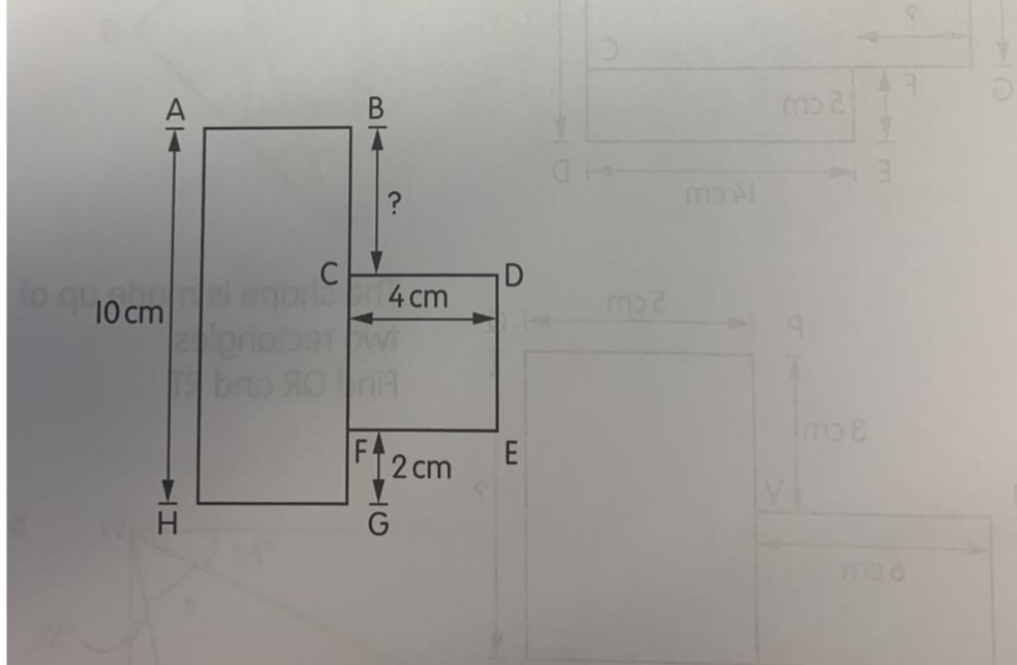
c



The shape is made up of two rectangles.
Find QR and RT.

Task 3: Extension task. If you want to push yourself further, have a go at this difficult extension task.

e The shape is made up of a square and a rectangle. Find BC.



My Mind

In my head's a journey that only I can take,
there is no one else can ever read my mind.
I must tread carefully, for all the thoughts I make
must be mine alone, not lost upon the wind.

Inside are paths and mazes.
There are caverns, pits and keys.
There are wolves and saints and crazes.
A wave, a storm, a breeze.

There are patterns, wonder, colours.
Music, thunder, voices.
My mind is like no other's –
Only I can make my choices.

Mind out, that is, if you don't mind,
I must be gentle, treat it kind.
Your mind is your own, I think you'll find.
One day I hope to know my own mind.

Retrieving Information

- 1) What word does the poet use as a synonym for 'hole'?
- 2) How does the poet say she must behave towards her mind?
- 3) The poet uses the word 'mind' in different ways so that it has different meanings. Give two examples from the poem.

Inferences

- 4) Do you think the poet is a young person or an older person? Explain why using evidence from the text.
- 5) Why do you think the poet wants their thoughts to "be mine alone"?

Vocabulary - find the definitions.

- 6) Caverns -
- 7) Tread -
- 8) Saints -

PE and Art

PE

Your PE this week is inspired by someone who has inspired a nation to stay fit during lockdown.

Last week I know you enjoyed dancing and I was going to get you to make your own dance routines but I thought that could wait till next week. This week I want you to complete a Joe Wicks video on Youtube. Joe Wicks keeps us fit with his brilliant health and fitness workouts. During lockdown, it is so important we participate in physical activity once a day to keep our mental health and wellbeing strong.

You may choose a different video from Joe Wicks but here is one that he has recently done for children.

<https://www.youtube.com/watch?v=tSi2ix1i180>

Enjoy.

Art –

Once you have finished PE, I want you to do some Art. Because your geography topic is all about mountain ranges in the world, I want you to pick one mountain from around the world and attempt to draw it. Remember to use fine detail and use shading with the side of your pencil. Do not press on too hard. You can watch this short YouTube link below to help you follow a tutorial of how to draw a mountain.

<https://www.youtube.com/watch?v=O-nlHoVK5zo>

Good luck and work hard!