

Wednesday 13th January 2021
Year 2 Home Learning

Good morning Year 2,

I hope you are up and ready for another day of learning. I know it can be quite a challenge working from home but you are all trying extremely hard and adapting really well. Remember, I am here to help if you need my assistance. All you need to do is attend the zoom session or send me an email.

I have really enjoyed seeing your work so far this week, you have created some fantastic pieces.

Targets for the week

These are the targets I set on Monday, I have heard from some children who seem to be working hard towards them. How are you getting on? Are you working towards your targets?

Target 1: Improve your handwriting. Every piece of work you complete needs to be your neatest. Our handwriting session should remind you of my handwriting expectations.

Target 2: Learn your five times table and be able to answer questions in a random order.

Target 3: Read two books every day. Remember you can use the oxford owl website to do this.

Target 4: Achieve 1st, 2nd or 3rd place on Spelling Shed.

9am	9:30am	10am	10:30am	11am	11:30am	12pm	1pm	1:30pm	2:15pm	3pm
Spelling and Phonics	English	Zoom Drop-in English session	Break	Maths	Zoom Drop-in Maths session	Dinner	Reading	History RE	Zoom Drop-in Session	Story Time

Please try and stick to the timetable as much as you possibly can.

Once you have completed your work, remember to email me it on rprice@handale.rac.sch.uk

I look forward to receiving your work.

Mrs Farrier

Wednesday 13th January 2021
Year 2 Home Learning

Spelling

Weekly Spellings

Group 1	Group 2
evil, pupil, until, Brazil, fossil, pencil, lentil, gerbil, nostril, stencil through, though, although	great, steak, bake, make, cake, stay, play, say, clay, tray

In spelling today, you are going to complete rainbow writing. Write each spelling in a different colour. Once you have finished the rainbow writing, go back through and underline the vowels. Remember vowels are a,e,i,o,u.

After you have completed your sentences, I would like you copy the sentences below and complete them. After you have written each sentence, go back through and underline the spelling which is used.

Group 1 Spelling

My evil twin was wicked because _____.
I found a fossil when _____.
I use my pencil if _____.
My pet gerbil ran away but _____.































Group 2 Spelling














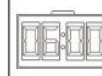












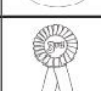



Will you bake me a _____?
I want to stay because _____.
I went to play at _____.
I am great at _____.
I use clay to _____.

Phonics

Below is an activity showing alternative er sounds. Have a look and see how many you can complete. I have included the answers underneath as I know some of them are quite tricky.

Alternative Spellings for er

er		ir		ur		ear		or	
									
									
									
									
									
									

er		ir		ur		ear		or	
	fern		dirt		fur		pearl		worm
	herb		skirt		curl		heard		work
	runner		shirt		surf		early		word
	person		bird		church		search		worst
	tower		stir		turnip		earth		worship
	ladder		third		burn		learn		world


Wednesday 13th January 2021
Year 2 Home Learning

Handwriting

I want you to try your hardest this week with your handwriting. Today, you are going to practice tortoise letters. These letters need to sit on the line and they should all be the same size.

Look at mine below and practice writing each letter 5 times.

Make sure you start your letters in the correct place.



English

English Starter 15 minutes

Apostrophes for Possession

Last week, we looked at apostrophes for contraction. Today, we are going to look at apostrophes for possession. Please have a look at the video below to explain how to use apostrophes for possession and then try and re write the phrases below and add the apostrophe where you think it will go. Look at my examples below. As you can see the bowl belongs to the dog so dog's needs an apostrophe and the claw belongs to the cat so cat's needs an apostrophe.

<https://youtu.be/AH4p5dkKX1U>

The dog's bowl is black.

The cat's claw is broken.

The dogs paw is hurting.
I like Susans hair.
The little girls flag is waving.
Pauls bag is brown and black.
Lilys hat is very pretty.

Wednesday 13th January 2021
Year 2 Home Learning

English

Yesterday, you created Traction Man's enemy. Today, you are going to be writing sentences using the key words you created yesterday. I loved looking at your enemies, they were brilliant and you created some excellent key words.

Here is a checklist of what I want you to include in your writing. Please remember your neatest handwriting and full stops and capital letters. You do not need to start a new line for each sentence.

Your first sentence needs to have because.

Your second sentence needs to have an adjective and an adverb.

Your third sentence needs to have when.

Your fourth sentence needs to be a list of 3 or a sentence of 3.

Your fifth sentence needs to be a question.

Your sixth sentence needs to have but or so.

Have a look at the video below and you will be able to look at my example. I am sure you can make your writing even better than mine. Remember to show off and show me what you can do.

<https://youtu.be/dWFIYArX-w>

After you have finished your writing, read it back and check that it makes sense. If you have a purple pencil or pen at home, you could even do some polishing!

If you have found any of the English tasks challenging or if you need my assistance with something, please follow the link below and you can join the zoom session. During this session, I will be available to help you with your work.

Join Zoom Meeting at 10am

<https://us02web.zoom.us/j/84167316883?pwd=ZER2VkV4U3hnR1E5Nzl3RmI2dVJVQT09>

Meeting ID: 841 6731 6883

Passcode: QLbE93

Maths

Maths Meeting

In your maths meeting today, we are going to look at balancing calculations. Please watch the video below so that it gives you a little bit more information.

<https://youtu.be/fO9RiLXIUXU>

$$4 + 1 = 3 + \underline{\quad}$$

$$5 + 5 = 9 + \underline{\quad}$$

$$\underline{\quad} + 2 = 3 + 1$$

$$\underline{\quad} + 1 = 6 + 2$$

$$9 + 2 = 15 - \underline{\quad}$$

$$3 + 5 = 9 - \underline{\quad}$$

$$\underline{\quad} + 6 = 20 - 5$$

$$\underline{\quad} - 2 = 10 + 8$$

Maths

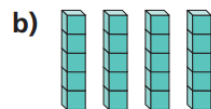
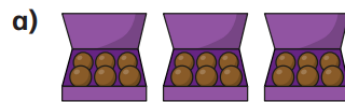
In Maths today, we are going to continue with multiplication. Yesterday, you worked on addition sentences and today you are going to begin to use multiplication sentences. Watch the video below and then complete the activities.

<https://youtu.be/nyuBN5x5cHY>

- 1 Complete the sentence to describe each picture.

There are equal groups with in each group.

Write one addition and one multiplication sentence for each.



2 Complete the table.

The first one has been done for you.

Addition	Multiplication
$2 + 2 + 2 + 2$	4×2
$5 + 5 + 5$	
$3 + 3 + 3 + 3 + 3$	
	2×10

3 Complete the pattern.

$$5 \times 2 = 5 + 5 = \square$$

$$5 \times 3 = 5 + 5 + 5 = \square$$

$$5 \times 4 = 5 + 5 + 5 + 5 = \square$$

$$5 \times 5 = \underline{\hspace{2cm}} = \square$$

What comes next?

4 The total is 16

What could the addition and multiplication be?



If you have found any of the Maths tasks challenging or if you need my assistance with something, please follow the link below and you can join the zoom session. During this session, I will be available to help you with your work.

Join Zoom Meeting at 11:30am

<https://us02web.zoom.us/j/81117375723?pwd=RXQwaUt5RUt0dmtDckdIT2FmeDJ6UT09>

Meeting ID: 811 1737 5723 Passcode: Ye42pR

Wednesday 13th January 2021
Year 2 Home Learning

Reading

For your reading session today, I would like you to watch the video below. You will be looking at the Traction Man and then will be answering the questions.

<https://youtu.be/yKDVWnHeDdM>

History

In History today, I would like you to have a look at the video link below. It is an interactive game that you can join in with.

[Game - The Great Fire of London](#)

RE

In Religious Education today, we are going to be looking at Why Moses is important for Jews?

Today you will develop knowledge of Moses as one of the key figures in Judaism. Please follow the link below and listen to the story.

<https://youtu.be/ExF76ytZxkU>

After you have listened to story, please answer the questions below. Write the answers down in full sentences using full stops and capital letters.

- 1) What words could you use to describe Moses? Please use because in your sentence and tell me why.
- 2) What words could you use to describe Pharaoh? Please use because in your sentence and tell me why.
- 3) Why did you think God helped Moses?
- 4) What did God do to help Moses?

Wednesday 13th January 2021
Year 2 Home Learning

There will be a drop-in zoom session at 2:15pm. Use the link below to join if you need my support with your work. If you want to join to share some of your work with me, you are more than welcome.

<https://us02web.zoom.us/j/83816510745?pwd=NS94dElxWU9GTGI5NXprWlVOcmI1UT09>

Meeting ID: 838 1651 0745 Passcode: BP0W69

Well done Year 2 ☺

Your learning for the day is complete.