

Friday 8<sup>th</sup> January 2021

### Year 4 Home Learning

Good Morning Year 4, well done to those who have made a fantastic start to home learning this week. It has been great to receive emails of your work at the end of the day. You should be very proud. Well done to Mr Farrier's class especially as all work has been returned daily from everyone. We would also like to thank all those who attended the zoom meeting yesterday. It was great to see everyone. Have a good day today, work hard and make sure to email pictures of your work.

Mr Farrier and Miss Thompson

9am	9:30	10:30	11am	12pm	1pm	1:30pm	3pm
Spelling and Handwriting	English	Break	Maths	Dinner	Reading	PSHE	Story Time

Spelling
Today's spelling activity is your spelling test. Please get an adult to test you on your words. Good luck!
Bagel camel cruel hazel jewel label panel tinsel travel vowel
preferred permitted admitted referred transferred rejected
carpeted finished frightened erupted beckoned beginner gardener
forgotten forbidden

## Handwriting

On a Friday morning, we spend time working on our handwriting. It is still important to focus on your handwriting whilst in your home learning books.

Today we are going to work on our cursive writing when joining. During this session, make sure all letters are joined together and lowercase. We will be focusing on the letter j.

Please watch this YouTube video for support.

<https://www.youtube.com/watch?v=ihDLrtIZIdw>

j j j j j j

jug


jewel

jaguar

## English Task

Yesterday in English, we text marked a story. Today in English you will be text mapping our half term story, Hansel and Gretel. Here is an example of our last text that we text mapped. Text mapping is a visual technique to help us understand how information is organized in a text.

"I am snow bear, I am sea bear, I am white bear. I wander far and wide, king in my white wild wilderness. The snow darkness around me. I dig my den deep into the mountain side. Here I am warm. Here I dream away the winter."



Your task today is to text map a section of Hansel and Gretel. You will need to draw your symbols to your books. I would also like you to create some actions to go with your map. Please show these to a parent once you are finished.

Remember our key symbols:



Capital letter




Full stop



Comma

Here is an example of Text mapping for Hansel and Gretel. Can you continue...



## Hansel and Gretel

Many years ago, there was a strong woodcutter who lived deep in the forest with his family. His wife, a kind gentle woman, loved her family more than anything. They lived together in a petite cottage with their two children, Hansel and Gretel. Despite having no money, their home was always cosy, their beds were always warm and they always had delicious food to eat. Tragically, when there was a terribly cold winter, Hansel and Gretel's mother became ill and died. In time, the woodcutter married another woman however she was not kind and gentle. She was cruel. She was selfish. She was horrid.

As the sun rose on one dim morning, the stepmother came charging into their bedroom whilst screaming "Today is your fathers' birthday, I want you to make him an apple pie." She ordered the children, who did not want to go, to collect some apples for her recipe. The children packed a basket, filled it with bread and put their shoes on ready to go. The stepmother hurried them out the house but strangely she decided to come along although clever Hansel had a plan. He did not eat his bread for lunch. Instead, he tore it into tiny crumbs. Every few steps, he dropped a crumb to mark the path.

The stepmother led them through the twisted paths, pulled back the branches to let them through and pointed into the dark unknown. As they walked, the forest got darker and their fear grew. As they turned around, the stepmother was gone. Gretel sobbed because she was petrified she wouldn't get home. "Don't worry, I have a plan," said Hansel. He turned around to find the crumbs, but they were gone! The hungry birds had stolen every piece of bread! That night, the children slept in some soft bushes to stay warm. When they woke up, the sun was shining, the birds were singing, and there was a sweet, delicious smell in the air.

As they followed the smell, it led them to the strangest house they had ever seen. The walls looked like yellow lemon cookies, the windows looked like they were made of chocolate and the roof looked like it was made of red candy canes.

Gretel grabbed a piece of a window and stuffed it in her mouth. "This is chocolate!" The children could not stop eating. They were just about to try a piece of the purple candy door when it quietly swung open. "Hello!" said an old woman from behind the door. "Do you children like sweets? I have more inside the house! Come in! Come in! Don't be afraid!"

The old woman looked kind and but she was an evil witch! As soon as Hansel and Gretel were inside, she slammed the door and locked it. The children were

trapped. The witch grabbed Hansel by his wrist. "You're too thin!" she said. "I must fatten you up before I eat you!" Then she threw Hansel into a cage and locked the door.

A few days passed and the children grew larger because the witch fed them up. Cunningly, Gretel waited for the perfect moment when the witch was distracted and unlocked Hansel's cage. The children found a basket and filled it with cakes, cookies and pies. Then they ran away as fast as they could. They ran all night. They ran through the forest, crawled under the bridge and clambered through a hole in the fence. Eventually, they heard someone cutting wood in the distance.

It was the woodcutter! The children ran to their father and hugged him and kissed him. Hansel and Gretel told the woodcutter the whole story. When he heard that their stepmother had abandoned them in the forest, he was furious. He ordered the stepmother to leave the house immediately and never return.

Later that year, Hansel and Gretel were visiting the bakery in town when they saw an old woman begging for coins. It was their stepmother and she was desperate for money. Gretel thought for a moment. She went inside the bakery and bought a small loaf of bread and a small bowl of soup. Gretel passed her the bowl and her eyes lit up however she still wanted more. They walked away feeling much better. After that, Hansel and Gretel never saw their stepmother ever again.

## Maths Meeting ( 15 minutes)

For your maths meeting today, I would like you to practise your skills of division. Please set this out in long division format.

Here is an example:

number  
stopped on →

Find the  
difference →

Remainder →

$$\begin{array}{r}
 216.1 \\
 3 \overline{) 649} \\
 \underline{6} \phantom{0} \\
 04 \\
 \underline{3} \phantom{0} \\
 19 \\
 \underline{18} \\
 1
 \end{array}$$

Answer  
(number  
on fingers) ←

How many 3's fit  
into 6?

How many 3's  
fit into 4?

How many 3's  
into 19?

No more to drop  
down. This is  
the remainder.

Here is a YouTube link if you need some extra support. I know that this can be challenging but you are all doing amazing!

<https://www.youtube.com/watch?v=ITpzAicMmqo>

1.  $282 \div 2$

2.  $981 \div 6$

3.  $453 \div 3$

4.  $632 \div 2$

5.  $647 \div 5$

## Maths ( 45 minutes)

Yesterday we looked at m and km.

We now know that:

There are 10mm in 1cm

There are 100cm in 1m

There are 100m in 1km

Today we are going to be recapping what we have learnt this week.

### Converting between cm and m

1. A giraffe is 4m 34cm. How tall is it in cm?
2. The school is 624cm. How tall is it in m and cm?
3. Josie jumps 2m 74cm. How far does she jump in cm?
4. 689 cm = \_\_\_\_\_ m \_\_\_\_\_ cm
5. 9m 23cm = \_\_\_\_\_cm

### M and KM

6. Jessica lives 2984m away from the library. How far away is this in KM?
7. Harry drives to school because he lives 9km 824m away. How far away is this in m?
8. The hot air balloon can go as high as 6734m. How high is this in KM and M?
9. 3258m = \_\_\_\_km \_\_\_\_m
10. 8km = \_\_\_\_\_m

### Two-step worded problems

11. Callum dives 3452m down to the bottom of the sea. He then swims 762m across the coral. He then swims 3145m up to the surface.

- a. How far does he swim all together?
- b. How far is this in km and m.

12. Duke walks 7km 876m across Saltburn, he then gets a bike and cycles 9km 102m to a café. After the café, he rides 33km 672m home.

- a. How far does Duke travel in total?
- b. How far is this in m.



## Challenge

7a. Which 3 distances combined make 12,250m?

6,500m

7km

5,000m

$3\frac{1}{4}$ km

$2\frac{1}{2}$ km



PS

7b. Which 3 distances combined make  $9\frac{3}{4}$ km?

500m

750m

$2\frac{3}{4}$ km

4,750m

$4\frac{1}{2}$ km



PS

## Reading

For reading this afternoon I would like you to read a book to an adult.

Before you start reading your book, can you look at the front cover and **predict** what you think might happen. Who are the characters? What are their names? What might be a problem in the book?

Whilst reading, please can your adult select some words from your text and ask you to **clarify** these words. What do they mean? Why are they used?

At the end of your reading session, I would like you to **summarise** what has happened. What did you learn? What did you not expect?

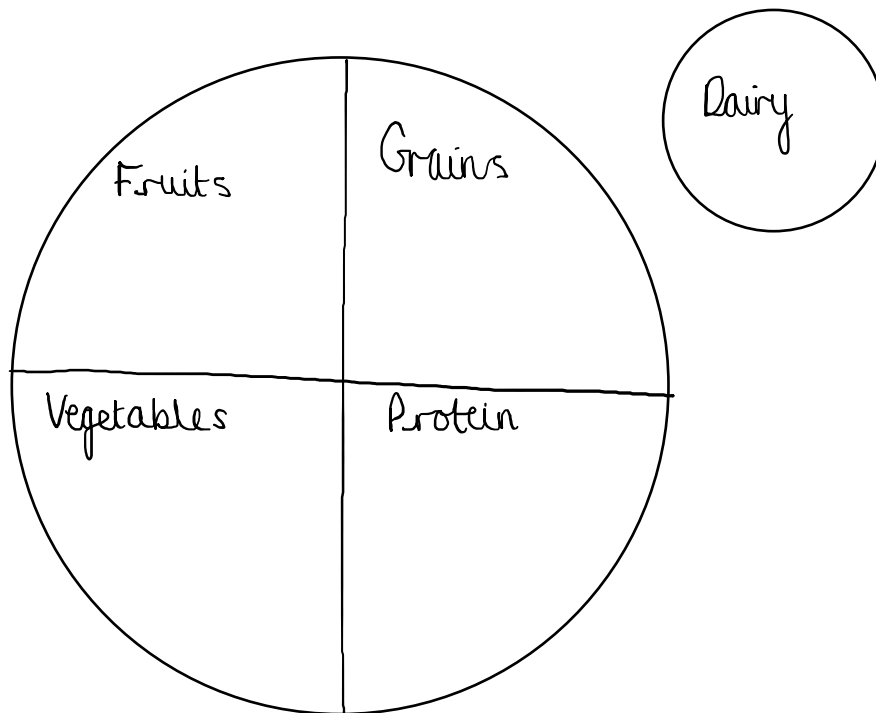
## PSHE

In PSHE this term, we are looking at physical health and well-being. It is important to know how to keep ourselves physically healthy. Today we are going to be looking at what foods we need to keep ourselves healthy.

<https://www.bbc.co.uk/bitesize/clips/ztr3cdm>

For your task today, I would like you to research what are the different food groups and what types of food do these groups include.

I would like you to draw a balanced meal. Here is an example:



After this, I would like you to write a paragraph explaining your choices.

What food groups did you include?

Why are these foods healthy?

Why is it important to have a range of food groups?

### Story Time

Well done for completing your third day of online learning. For today's story time, I would like you to like you to listen to chapter two of the Witches using this link: <https://www.youtube.com/watch?v=OztnmARkFDw>

Have a lovely weekend Year 4!