

Friday 8th January 2021

Year 5 Home Learning

Happy Friday to you all! Again, I had lots of wonderful work sent in yesterday and I really enjoyed the zoom session with you all.

Please continue to work super hard today and then you can have two days of relaxing over the weekend before we get back to working hard on Monday.

Enjoy your learning today, speak to you Monday.

Mr Farrier

9am	9:30	10:30	11am	12pm	1pm	1:45pm	2pm – 3:15pm
Spelling	English	Break	Maths	Dinner	Reading	Handwriting	Child directed time

Spelling

Spelling test: Complete a spelling test using the spellings given out to you on Monday. Get a parent or sibling to read your spellings out. Record your scores and send them in at the end of the day. If you get any wrong, write it out two or three times so you know where you went wrong.

If you do not have your spellings, here they are:

Immediately, appropriate, appropriately, concentrate, concentrated, concentrating, demonstrate, demonstrated, demonstrative, demonstrating, accommodate, committee, embarrass, profession, attached, guarantee, programme, exaggerate, recommend, necessary.


English

SPAG (15 minutes): During the punctuation and grammar session we are going to recap our word family list and check our understanding. Please complete the following tasks.

1. Decide the determiner using either a or an. **Would you like to ride _____ elephant.**
2. Write out 6 pairs of homophones.
3. Create your own sentence using onomatopoeia.
4. Write down the plural of the words; **fairy, car, leaf, baby.**
5. Write a multi-clause sentence using two subordinating conjunctions.

6. Add a simile opener to this sentence. The moon shone brightly in the night sky.

English (45 minutes): In English we are going to use a variety of different sentence types. The sentence types we are going to focus on are complex sentence (using the subordinate clause in a range of places) and multi-clause sentences. You are going to use the image below to create these sentence types.



Here is an example of how to write a complex sentence using the subordinate clause before the main clause and then using the subordinate clause after the main clause. I have underlined the subordinating conjunction in red and the subordinate clause in blue.

Although he was rapidly panting
for breath, the fierce robot hunter
knew he had to remain silent.

The fierce robot hunter knew he had to
remain silent although he was
rapidly panting for breath.

I want you to create 4 complex sentences and 2 multi-clause sentences. Two of the complex sentences need to start with the subordinate clause and the other two sentences need to start with the main clause and have the conjunction in the middle. Make your sentences as exciting as possible and remember presentation is also very important.

Maths

Maths Meeting: Recap fractions (15 minutes)

Shade bar models to represent the fractions.

Complete the number sentences.

a) $\frac{5}{3}$ $\frac{5}{3} = \square$ whole + \square thirds = \square

b) $\frac{8}{3}$ $\frac{8}{3} = \square$ wholes + \square thirds = \square

c) $\frac{8}{5}$ $\frac{8}{5} = \square$ whole + \square fifths = \square

Complete the statements.

a) $\frac{12}{2} = \square$ wholes e) $\frac{15}{3} = \square$ wholes

b) $\frac{12}{4} = \square$ wholes f) $\frac{15}{5} = \square$ wholes

c) $\frac{12}{6} = \square$ wholes g) $\frac{15}{4} = \square$ wholes + \square quarters

d) $\frac{12}{3} = \square$ wholes h) $\frac{15}{2} = \square$ wholes + \square half

Whitney bakes 26 muffins.

Muffins are packed in boxes of 4

a) How many boxes can Whitney fill?

b) How many more muffins does Whitney need to fill another box?

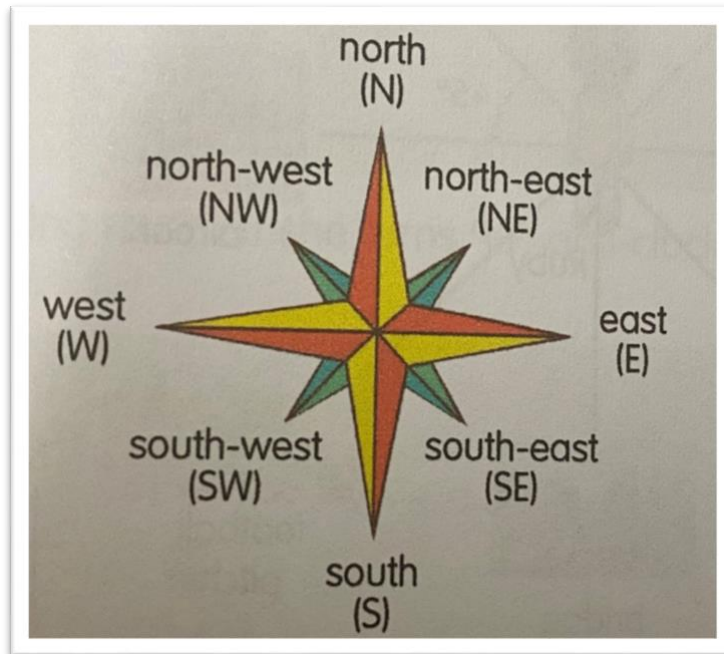
Explain how you know.

How does writing $\frac{26}{4}$ help you to answer this?



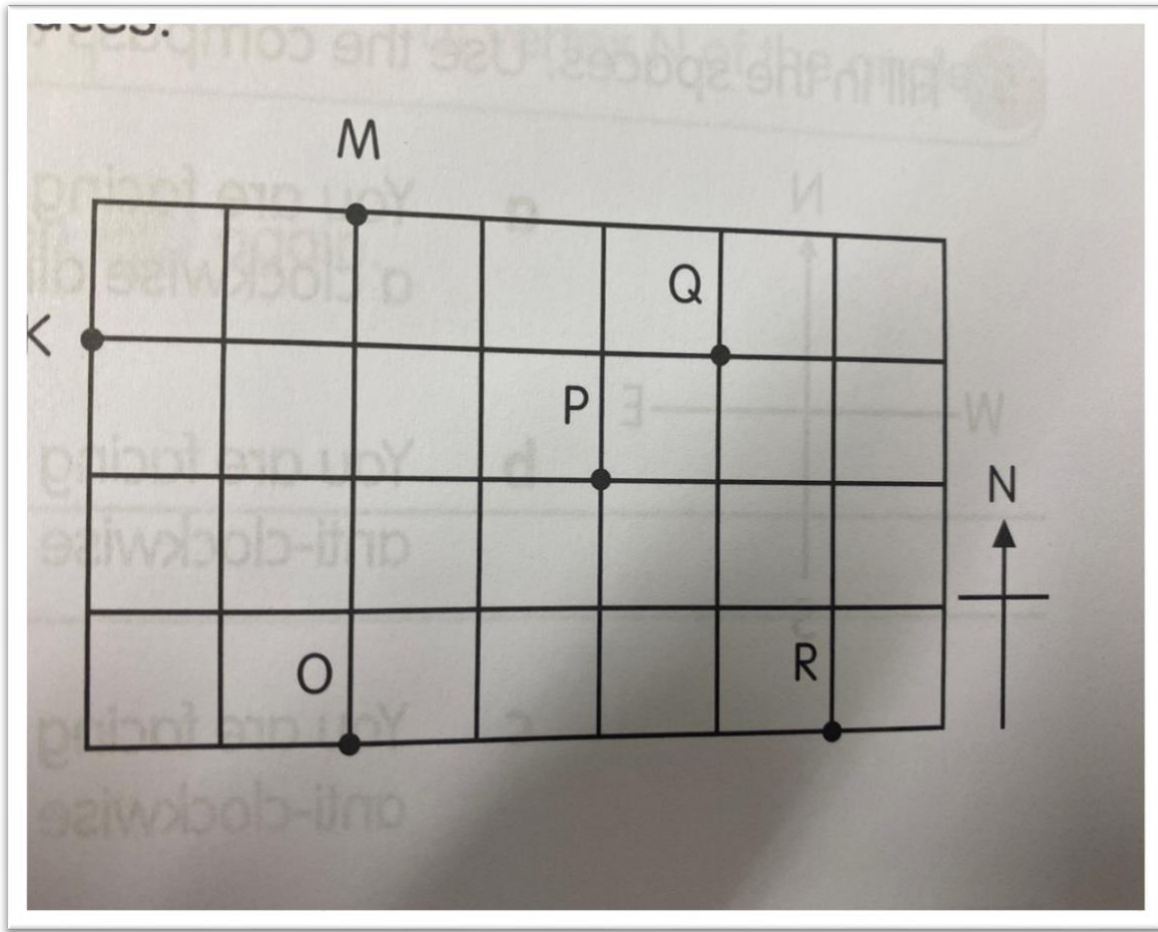
Maths Lesson: 8-point compass (45 minutes): Look at the 8 point compass below. This shows 8 different directions. If you are facing north and make a right angle turn clockwise, you will be facing east. If you are facing south and make two right angle turns clockwise, you will be facing north. Your job is to work out where you will be facing when you make right angle turns of 90° .

Task 1



1. Where will you be facing if you make a right-angle turn clockwise whilst facing east?
2. Where will you be facing if you make a right-angle turn clockwise whilst facing west?
3. Where will you be facing if you make a right-angle turn clockwise whilst facing south-east?
4. Where will you be facing if you make a right-angle turn clockwise whilst facing south?
5. Where will you be facing if you make a right-angle turn clockwise whilst facing north-west?
6. Where will you be facing if you make a right-angle turn clockwise whilst facing north-east?
7. Where will you be facing if you make 2 right-angle turns clockwise whilst facing north-west?
8. Where will you be facing if you make 3 right-angle turns clockwise whilst facing south?

Task 2



Look at the map and fill in the spaces.

1. Q is _____ of P
2. O is _____ of M
3. K is _____ of Q
4. O is south-west of _____
5. Q is east of _____
6. M is _____ of O
7. _____ is south-east of P.
8. _____ are north-west of P.

Reading

VIPERS task –

For reading this afternoon I would like you to read a book to an adult. Record the following in your writing book.

Before you start reading your book, can you look at the front cover and **predict** what you think might happen. Who are the characters? What are their names? What might be a problem in the book?

Whilst reading, please can you select some **tricky vocabulary** words from your text and **clarify** these words. What do they mean? Why are they used? Use the internet to help you if you don't know what they mean.

Also, whilst reading, look at some difficult **explanation** phrases you might not understand and ask a parent what they mean. If you are still struggling, type it in google and write down what you find.

At the end of your reading session, I would like you to **summarise** what has happened. What did you learn? What did you not expect? Also, can you create a set of **retrieval** questions which are related to the text?

Handwriting

On a Friday in Year 4, we use to spend time working on our handwriting. It is still important to focus on your handwriting whilst in your home learning books. If I am being honest, I think your handwriting has dipped since leaving year 4 therefore we will be working on it twice a week. I want you to show me you still have gorgeous handwriting.

Today we are going to work on our cursive writing when joining. During this session, make sure all letters are joined together and lowercase. We will be focusing on the letter j.

Please watch this YouTube video for support.

<https://www.youtube.com/watch?v=ihDLrtlZldw>

Complete the work below.

j j j j j j

jug

jewel

jaguar

Child directed time

Be Creative! This time is directed by you so please use it to create something which you can be proud of, this is entirely up to you. Whether you cook a meal or bake a cake, create a game or write a story, create something with using origami, improve your keepie uppies in the garden (not the house) or teach yourself something you didn't know before this time. It is up to you but please ensure that you feedback and tell me what you have been up to and what the results were.

Then enjoy your weekend!