

Year 2 Home Learning

Thursday 7th January 2021

Well done to those children who completed work yesterday, it was great to see. Remember to try and do as much as you can and keep emailing me your work over. It is really important that you keep up with your daily learning ready for when we return back at school.

A zoom meeting will take place at 2:15pm. I really hope you all manage to join. If you have any problems, please email me.

Rio Farrier is inviting you to a scheduled Zoom meeting.

Topic: Mrs Farrier's Year 2 Zoom Meeting

Time: Jan 7, 2021 02:15 PM London

Join Zoom Meeting

<https://us02web.zoom.us/j/3639059542?pwd=Tm1zeklyL3lPS3hueFdSQnM5MEpTUT09>

Meeting ID: 363 905 9542

Passcode: year2

9am	9:30am	10:30am	11am	12am	1pm	1:30pm	2:15pm	3pm
Spelling and Phonics	English	break	Maths	dinner	Reading	Art	Zoom Meeting	Story Time

Spelling

Here are the spellings for this week:

bagel, camel, cruel, hazel, jewel, label, panel, travel, vowel, oval, loyal,
medal, total, arrival

played, looked, jumped, painted, walked, kicked, because, they, then, there

Spelling activity:

Use different colours and complete rainbow writing. After you have completed all of the spellings, go back through and underline the vowels in each word (a,e,i,o,u).

Tell your parents the definition of each spelling. If you need to use a dictionary you can.

Spell your spellings out loud forwards and challenge yourself to spell them out backwards too – Mrs Farrier finds this really hard.

Phonics

I want you to have a look at alternative a sounds today. Look at the different sounds below and see if you can find 5 words for each of the sounds.

ai	ay	eigh	a_e	ea
wait	play	eight	make	great

English 15-minute starter activity

In English, we have been working hard on verbs, nouns and adjectives. Some of you have even been looking at adverbs.

Remind yourself of what each of the word types are.

A verb is something that you can do - jump, blink

A noun is a person, place or an object - Handale, space, pencil

An adjective is a describing word - glistening, dark

An adverb gives you more information about a verb and tells you how to do something: quickly, carefully

On a piece of paper write down 10 verbs, 10 nouns, 10 adjectives and if you want to challenge yourself, write down 10 adverbs.

Read the sentences below and see if you can find the verb, noun and adjective in each one. I wonder if you can spot anything else?

The old man jumped on the gigantic moon.

The sun shines brightly when it is a hot summers day.

I love eating sloppy fish, delicious chocolate and crunchy crisps.

English Task

Traction Man

I hope you enjoyed reading Traction Man yesterday. I have included the link again today so you can watch it again before you complete the work.

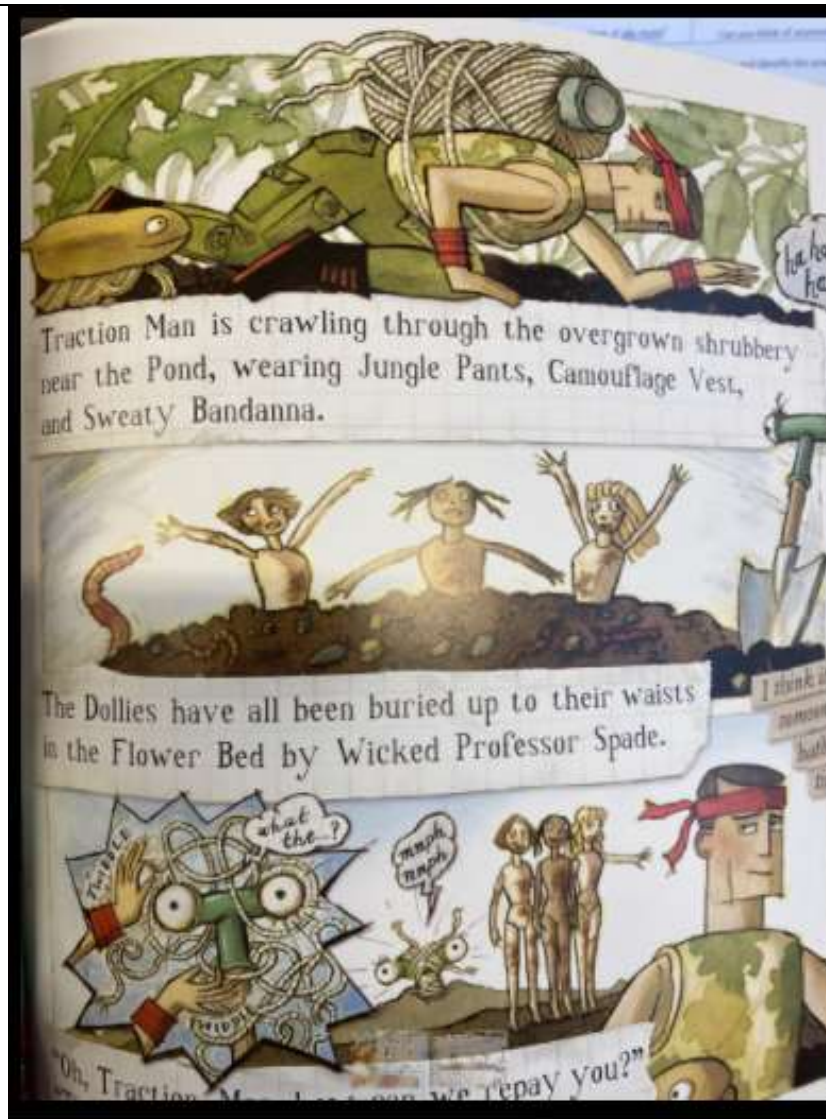
[Traction Man is here - Books Alive! Read Aloud children's book - YouTube](#)

You are going to be using powerful verbs and adjectives to write some sentences about Traction Man.

Powerful Verbs	Powerful Adjectives
zoom, plunge, guard, dive, hoist, pounce, crawl, rescue, leaps, speeding	powerful, intelligent, strong, bold, mighty, helpful, reliable, brave, determined
Can you think of anymore?	Can you think of anymore?

Look at and read the sentences below from Traction Man.





After you have read them, identify the powerful verbs and adjectives in the sentences. It is now your turn to create your own sentences, please write 6 sentences.

Have a look at my sentences below to help you.

When you are writing, remember our expectations.

- neatest handwriting
- capital letters and full stops
- finger spaces
- conjunctions

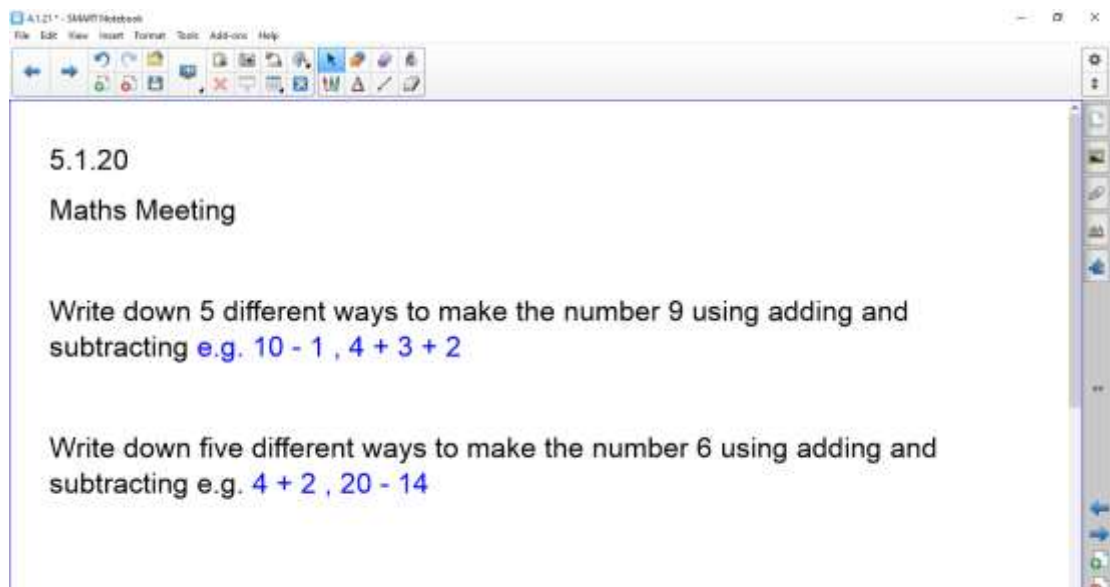
Traction man zooms into the blue sky.

Traction Man pounced on the soft pillows wearing his magnificent rocket boots.

Suddenly, Traction Man dived quickly into the deep waters wearing his fabulous flippers.

Maths Meeting

Please spend the first 10 minutes of your maths session completing the maths meeting task below.

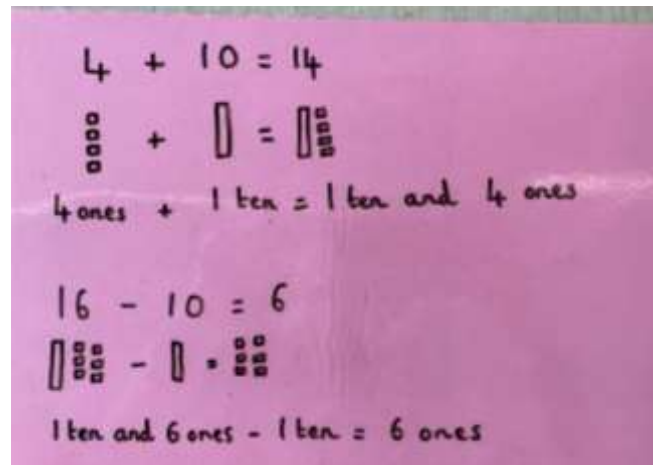


5.1.20
Maths Meeting

Write down 5 different ways to make the number 9 using adding and subtracting e.g. $10 - 1$, $4 + 3 + 2$

Write down five different ways to make the number 6 using adding and subtracting e.g. $4 + 2$, $20 - 14$

In Maths today you are going to be adding and subtracting 10.
You can draw pictorial representations to help you complete the calculations like the example I have put below.

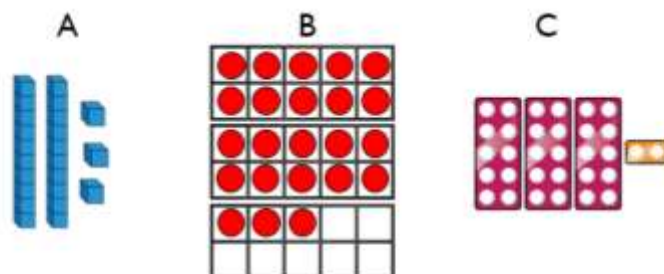


Please complete the calculations. If you want to challenge yourself, have a go at the blue ones.

$10 + 4 =$	$34 + 20 =$	$13 - 10 =$	$54 - 50 =$
$6 + 10 =$	$66 + 30 =$	$11 - 10 =$	$56 - 20 =$
$10 + 2 =$	$19 + 40 =$	$16 - 10 =$	$67 - 30 =$
$13 + 10 =$	$52 + 20 =$	$25 - 10 =$	$91 - 50 =$
$10 + 19 =$	$28 + 60 =$	$29 - 10 =$	$77 - 60 =$

Challenge – see if you can spot and explain the mistake.

One of these images **does not** show 23
Can you explain the mistake?



Reading


For your reading task today, I would like you to create a free account on the oxford owl website using the link below. This will give you access to a wide variety of reading books.

<https://www.oxfordowl.co.uk/login?active-tab=parents>

Please search and find one of the books below on the website above and ask your child to read it out loud to you.



This is a green book.



This is a gold book.



This is a lime book.

Have a look at the two VIPER reading activities below and please complete.

Sequencing Suki wants to know...

How could you use less than 20 words to sum up what you can see in this picture?

The graphic shows a cartoon dog named Suki in a blue dress, standing next to a thought bubble containing three bones. In the background, there is a photograph of two children sitting at a desk with a laptop, looking at the screen with excitement. The background also features a colorful alphabet banner at the top and a number banner on the right.



Art



Great Fire of London

Above I have included a picture of our display in school. I want you to try and create a piece of artwork using this display as a stimulus. It could be as simple as drawing using a pencil or you could use paints. Think about what shapes you are creating when you are drawing buildings. Could you use a ruler for some parts? Do you need to complete any shading?

Work hard and I look forward to hearing from you. Remember to email me on rprice@handale.rac.sch.uk with your work.