

Monday 11th January 2021
Year 2 Home Learning

Good morning Year 2,

I hope you have all had a lovely weekend and have been keeping safe. Welcome to our second week of home learning and I hope you find today's tasks enjoyable. The drop-in zoom sessions will help if you find something challenging and the videos I have created will help you understand the tasks and hopefully give you more support. Thank you to parents for continuing your child's learning with them at home, I am sure it is quite a challenge at times, but I really appreciate it.

Unfortunately, I only received work from a small percentage of Year 2 pupils on Friday so please can I ask that you remember to send in any work which your child completes so I can give them feedback. I want to say a huge well done to those children who have emailed me every day and have completed all the work I have set, I have given you 5 prides point on Class Dojo.

Targets for the week

I want to set you all targets for the week so try your hardest to try and complete them. If you are successful, you will achieve 5 pride points.

Target 1: Improve your handwriting. Every piece of work you complete needs to be your neatest. Our handwriting session should remind you of my handwriting expectations.

Target 2: Learn your five times table and be able to answer questions in a random order.

Target 3: Read two books every day. Remember you can use the oxford owl website to do this.

Target 4: Achieve 1st, 2nd or 3rd place on Spelling Shed.

9am	9:30am	10am	10:30am	11am	11:30am	12pm	1pm	1:30pm	2:15pm	3pm
Spelling and Phonics	Handwriting and English	Zoom Drop-in English session	Break	Maths	Zoom Drop-in Maths session	Dinner	Reading	Science	Zoom Drop-in Session	Story Time

Please try and stick to the timetable as much as you possibly can.

Once you have completed your work, remember to email me it on rprice@handale.rac.sch.uk

I look forward to receiving your work.

Mrs Farrier

Monday 11th January 2021
Year 2 Home Learning

Spelling

Weekly Spellings

Group 1	Group 2
evil, pupil, until, Brazil, fossil, pencil, lentil, gerbil, nostril, stencil through, though, although	great, steak, bake, make, cake, stay, play, say, clay, tray

Please read your spellings out loud and clarify them with someone in your house. If you are in Group 2, you could complete the sound buttons on your spellings too. Just like the picture below.

Complete look, cover, write and check and then set yourself a challenge. Give yourself two minutes and see how many spellings you can remember and write them down. Can you do 6 in two minutes?

make play break

Phonics

Click on the link below and it will take you to a video. I want you to read out the phase 5 flashcards and then think of a word which includes that sound. If you want to challenge yourself further, you could pause the screen at each sound and write down 3 words for each sound.

https://youtu.be/jle_cn5kctcQ

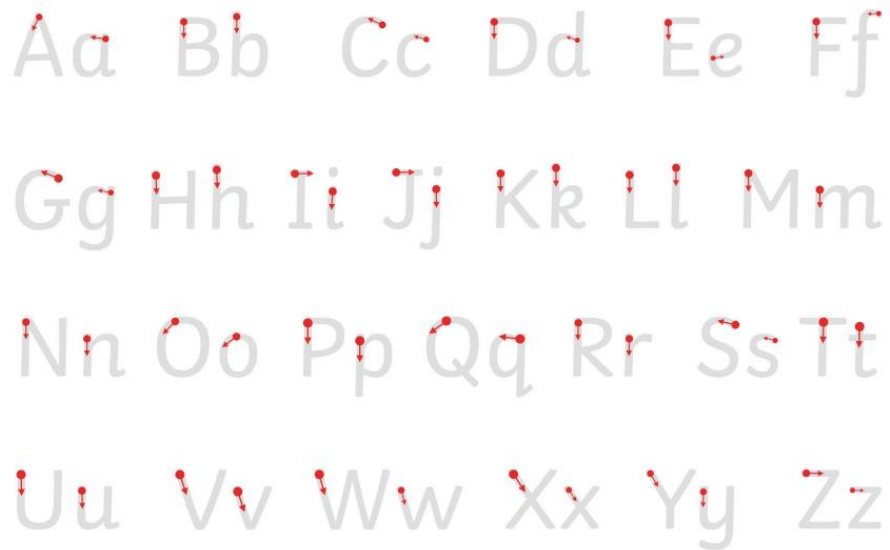
Handwriting

I want you to try your hardest this week with your handwriting. To help you with this, I have included a video link. I would like you to watch the video and practise your ascenders and descenders in your English book. When you complete your writing today, make sure it is your BEST writing.

<https://youtu.be/BUe1ST4luv0>

Have a look at the picture below, it should help remind you what each letter should look like.

Monday 11th January 2021
Year 2 Home Learning



English

Today in English, you will be working on verbs and command sentences. Please follow the instructions on the video and complete your work in your English book. I am really looking forward to reading your command sentences for Traction Man.

A verb is a doing word.

A command sentence is a sentence which gives someone an order and tells them to do something.

https://youtu.be/2pUidx_xxjA

Here is an example of three command sentences I have created for Traction Man. I have remembered to underline my verbs and I have used adjectives and noun phrases.

Dive to the bottom of the deep, blue ocean.

Swim as fast as a lightning bolt.

Catch the evil enemies.

If you have found any of the English tasks challenging or if you need my assistance with something, please follow the link below and you can join the zoom session. During this session, I will be available to help you with your work.

Join Zoom Meeting at 10am

<https://us02web.zoom.us/j/84167316883?pwd=ZER2VkV4U3hnR1E5NzI3RmI2dVJVQT09>

Meeting ID: 841 6731 6883

Passcode: QLbE93

Monday 11th January 2021
Year 2 Home Learning

Maths

Maths Meeting

In your maths meeting today, please complete the adding 3 number calculations which are below. Please use your knowledge of number bonds to help you find the answer.

e.g., $6 + 2 + 4 =$

To work this out, add 6 and 4 to make 10 and then add the 2 so $10 + 2 = 12$.

Have a go at the blue ones if you would like a challenge!

$4 + 5 + 5 =$

$1 + 2 + 9 =$

$3 + 4 + 7 =$

$2 + 8 + 1 =$

$4 + 1 + 6 =$

$12 + 5 + 8 =$

$5 + 2 + 15 =$

$1 + 5 + 19 =$


$10 + 10 + 8 =$

$25 + 6 + 5 =$

For your main lesson today, I want you to watch the video link below and it will explain more information about your maths learning. You will be working on making equal groups.

<https://youtu.be/QT1r4LYOB34>

After watching the video, complete the activities below.



There are equal groups of



There are equal groups of

Monday 11th January 2021
Year 2 Home Learning



There are equal groups of

Once you have completed the three activities above, I want you to draw pictures to show the following:

three groups of 3

four groups of 5

six groups of 2

2 groups of 10

If you have found any of the Maths tasks challenging or if you need my assistance with something, please follow the link below and you can join the zoom session. During this session, I will be available to help you with your work.

Join Zoom Meeting at 11:30am

<https://us02web.zoom.us/j/81117375723?pwd=RXQwaUt5RUt0dmtDckdIT2FmeDJ6UT09>


Meeting ID: 811 1737 5723 Passcode: Ye42pR

Monday 11th January 2021
Year 2 Home Learning

Reading

Please visit the Oxford Owl website and select one of the books I have put below. Before reading the book, please ask your children to predict what they think might happen. While they are reading the book, encourage them to ask if they need any words clarifying. Remember it is very important that children understand what they are reading.

<https://www.oxfordowl.co.uk/login?active-tab=parents>



This is a green book.



This is a gold book.



This is a lime book.

After you have read the book, please complete the task below.

Write down three challenging words and write down the definitions.

Write down 5 questions that you would ask someone about the book.

Write down a summary of the book. Remember a summary is a few sentences to tell someone what the book or part of the book is about.

Science

We are going to start our new Science topic today – Animals Including Humans.

Our first lesson is about Animal Babies. Watch the video first and it will help you with the activities.

https://youtu.be/Cyi_4uTaPPI

After you have watched the video, I would like you to draw 6 animals and their babies. Try to include a range of mammals, birds, reptiles and amphibians. Remember to label your pictures with the adult and baby name. Use the video to help you or you can draw your own animal which is not included on the video.

Look at the information below and it will tell you how animals grow.

Mammals

How Animals Grow

These animals are mammals. They grow inside their mother's womb.

When they are born, they look quite like their parents, only much smaller!

Their mothers feed them with milk and take care of them as they grow.

Their bodies grow bigger and stronger, until they are able to take care of themselves.

This is a baby human inside its mother's womb.

Photo courtesy of Teriboko for Japan, amandahdavis @flickr.com - grantallanaka creativecommons license - attribution

Now have a go at completing the activity below.

How Animals Grow

I can describe how an animal changes as it grows.

Choose an animal. Draw how it looks when it is a baby and how it looks when it is an adult.
Describe how your animal changes as it grows.

Baby **Adult**

Baby

Adult

How does it change as it grows?

Monday 11th January 2021
Year 2 Home Learning

There will be a drop-in zoom session at 2:15pm. Use the link below to join if you need my support with your work. If you want to join to share some of your work with me, you are more than welcome.

<https://us02web.zoom.us/j/83816510745?pwd=NS94dElxWU9GTGI5NXprWlVOcmI1UT09>

Meeting ID: 838 1651 0745 Passcode: BP0W69

Well done Year 2 ☺

Your learning for the day is complete.