

Tuesday 12th January 2021

Year 4 Home Learning

Good morning Year 4, thank you for sending your work over. We enjoyed reading your work and watching you become scientists. Your experiments looked fantastic. I am adding dojos for great work sent at the end of the day.

The zoom calls are for any questions on the work set or if you need some help. At the end of the day, if you want to show some work, please feel free to come on too.

Don't forget to email pictures of your work in.

Mr Farrier and Miss Thompson

9am	9:15	9:30	10am	10:30	11am	11:30am	12pm	1pm	1:30pm	2:15pm	3pm
Spelling	PaG	English	30 minute zoom drop in- English	Break	Maths	30 minute zoom drop in- Maths	Dinner	Reading	History	30 minute zoom drop in	End of day

English Drop in

Topic: English Drop in

Time: 11:30 AM daily

Join Zoom Meeting

<https://zoom.us/j/96553197794?pwd=ejVEVXdwcUZKRmkxTG5lTXZ3TmhHUT09>

Meeting ID: 965 5319 7794

Passcode: y4handale

Maths Drop in

Topic: Maths Drop in Meeting

Time: 11:30 AM Daily

Join Zoom Meeting

<https://zoom.us/j/93310556740?pwd=LzNKRDBNUU+JeEZBczUzNmNFbTF6QT09>

Meeting ID: 933 1055 6740

Passcode: y4handale

Afternoon Drop in

Topic: Afternoon Drop in

Time: Jan 11, 2021 02:15 PM

Join Zoom Meeting


<https://zoom.us/j/91019257804?pwd=WFh6eXFCUINqLOU1c0gvcEhMcUtsUT09>

Meeting ID: 910 1925 7804

Passcode: y4handale

Spelling (15 minutes)

Today's spelling activity is curly writing. Please write your spellings out using squiggly writing and then write them out correctly. Here is an example:



Oval loyal medal regal total. arrival factual general
normal. virtual

measure treasure pleasure enclosure composure closure
disclosure leisure pressure exposure reassure literature
structure sculpture temperature

PaG (15 Minutes)

Today in PaG, I would like you to practise your use of homophones. Homophones are words that sound the same but have different meanings.

For example:

sea and see
flour and flower
there, their and there.

Can you think of anymore?

Now write these sentences out and select the correct homophone.

1. She was stung by a **bee/be**.
2. That present is **four/fore/for** you.
3. After her illness, she looked very **pail/pale**.
4. I would like some **more/moore** chocolate cake please.
5. The sign says we should go this **weigh/way**.
6. His T-shirt was **too/two** small because he had **groan/grown** so tall.
7. I **scent/sent** a letter in the **male/mail**.
8. I couldn't decide **witch/which** food to pick from the menu.

English

LC: To explore a range of sentence types

For English this morning, we are going to be exploring a range of sentence types and practising our skills.

We must use a range of sentence types in our work to keep the reader engaged.

Please watch the video to explore a range of sentence types:

<https://youtu.be/CXu82jafekQ>

Task


Your task today is to practise a range of sentence types. Please use the picture from Hansel and Gretel and practise your structure. Make sure to include upper level adjectives and verbs. Refer back to the video where you need to.

Create two of each sentence type:

Complex

Multi-clause

Drop in



Any questions, please drop in the zoom between 10am and 10:30am.

Maths Meeting (15 minutes)

For today's session, I would like you to practise your multiplication skills. Please complete the following questions using column addition method. Please use the multiplication video to support your method: <https://youtu.be/I9FYmBAkbf0>

Here is an example:

$$\begin{array}{r} \text{Th H T O} \\ 2535 \\ \times \quad 5 \\ \hline 12675 \\ \hline 232 \end{array}$$

1. 345×6
2. 634×2
3. 236×4
4. 564×8
5. 398×5
6. 443×7

Maths (45 minutes)

Today in maths, we will be continuing with grams (g) and kilograms(kg).
Our number key number fact is that **there are 1000g in 1kg.**
Today you will be converting between grams and kilograms.

Here is an example video:

<https://youtu.be/x8AFaSkrXOY>

$$3000g = 3kg$$

$3450g$ is split into $3000g$ and $450g$

$$3000g + 450g = 3450g$$

Convert the following to kg.

1. 6452g
2. 8291g
3. 2101g

Convert the following to g.

4. 5 kg 635g
5. 7kg 563g
6. 1kg 982g


Addition and subtraction with g and kg


7. $1kg\ 250g + 5kg\ 300g = \underline{\hspace{1cm}} kg \underline{\hspace{1cm}} g$
8. $3kg\ 450g + 8kg\ 120g = \underline{\hspace{1cm}} kg \underline{\hspace{1cm}} g$
9. $15kg\ 960g + 11kg\ 270g = \underline{\hspace{1cm}} kg \underline{\hspace{1cm}} g$
10. $1kg - 200g = \underline{\hspace{1cm}} g$

Challenge

- 8** Tommy and Rosie are working out the total weight of the box and the suitcase.


Tommy





The total weight is 5 kg and 1,200 g.

Rosie



Who is correct? Talk about it with a partner.

Reading

For reading this afternoon, I would like you to Read the text from "The unicorn in the Barn" Then answer the vipers questions.

Predict

The book is called, 'The Unicorn In The Barn'. What do you think the story is about? Why do you think the unicorn is with the people? How do you think they met the unicorn?

Vocabulary- Please define the meanings of the following words

Liabe

Trespassing

Sole purpose

Surveyor

Stakes

Inference- What do you think?

1. Why do you think he was protective of his woods?
2. How do you think he felt when Allegra started damaging his tree?
3. Why was Allegra determined to put up all those posters?
4. How do you think he felt in his treehouse?

Retrieval- Read the text to find the answer

1. What used to be where the stretch of weeds were?
2. What signs was Allegra putting up?
3. Who is Cletus Harper?
4. What colour are the boards in her treehouse?

Explanation- Explain what the phrases mean

1. "something is liable to get smashed."
2. "she whirled around and glared at me."
3. "I can see where the creek runs to the north."
4. "bottom lip looking uncertain."

CHAPTER ONE

MY DAD ALWAYS TOLD ME, "Never surprise somebody swinging a hammer; something is liable to get smashed." Still, when I first saw Allegra Brancusi, I couldn't help myself. She was slapping a No Trespassing sign up against a tree—*my* tree. The one with my treehouse in it.

"Hey, stop that!" I shouted. She was raising the hammer to drive in the nail and, sure enough, that hammer went flying back over her shoulder and nearly clipped me on the arm.

She whirled around and glared at me. "You shouldn't sneak up on people like that. It's rude." It's not like I had done a commando crawl through the bushes for the sole purpose of sneaking up on her. I had just walked down the path like always. Not my fault I couldn't see her until I got to the top of the ridge. "I'm posting these signs and you can't stop me," she said, shaking the yellow-and-black poster in my face.

"I can see that. What I want to know is why. This is Harper's Woods and I'm a Harper. That's my treehouse up there and you can't keep me out." I glared back.

"Well, Mr. A. Harper, it should be called Brancusi Woods now and I'm Allegra Brancusi, that's why." She swung her arm out, using the poster as a pointer. "My mother bought this farm. She told me to post these No Trespassing signs on this side of our property, in a line starting at that telephone pole."

The telephone pole was the third one down from our mailbox, next to the road at the bottom of the hill. It had a ring of yellow-and-black signs wrapped around it. There was a stretch of weeds that used to be a cornfield, and right behind it, the edge of the woods. Sure enough, a line of posters marked trees every few feet, up to where we were standing. She was right about where the property line started, but not about where it ran. I set her straight right then.

"So, Allegra Who-si, didn't your mom tell you about surveyor's stakes?" She shook her head. "Your property line starts at that pole, but it doesn't run straight up to the top of the ridge. See those stakes with the orange ribbons? That's where the line is." I pointed at the stake about fifty yards down the hill and to another stake ten feet beyond that and another beyond that. Her eyes followed my finger and she bit her bottom lip, looking uncertain now. "How do you know that?" she asked.

"I helped the surveyor set them out. We had to sell the farmhouse, but my dad promised we'd keep the top of this hill. Bobby Knapp did the surveying; you can ask him." I picked up the hammer and handed it back to her. "If anybody is trespassing here, it's you."

"Oh," she said, taking the hammer and poking it through a loop on the leg of her carpenter jeans. It was the first time I ever saw a girl do that—actually use one of those loops for what you're supposed to. She looked back at the line of stakes, then picked up her backpack and stuffed the poster back inside. "Fine," she said. "I'll ask my mom about the stakes."

"Yeah, well, you should check things out before you go hammering on other people's trees." I crossed my arms and waited.

"Whatever," she said, shrugging her backpack across her shoulder. She stomped off down the hill toward the big white farmhouse that used to be my grandmother's.

I grabbed on to the board nailed about four feet up the trunk and scrambled into my treehouse. It's not much to look at, but it's been my favorite place since I was six. It's a small wooden square stuck to the side of the tree, just big enough for me to stretch out in. I built up the sides to about three feet high and I have a tarp in it to keep the rain off my stuff. The boards are this nice silvery gray color now.

The best thing is, it's on this ridge, so you can see real well all around. It's the perfect place to watch everything. I can even see where the little creek runs to the north. When the wind is still, I can hear the water.

Down to the west is my house, a brick ranch. It's pretty close to the road, but still has a nice stand of trees curving around it, like the woods are holding the house in its arms. My dad built it when he married my mom. On the other side of the rise, farther back in the woods, sits the farmhouse with a wraparound porch and a bunch of outbuildings. My many-times great-granddaddy, Cletus Harper, built the front part, just two little rooms and a fireplace, near about two hundred years ago. Harpers have been adding on to it ever since.

I peered over the side to watch Allegra trudge down the path out of the woods and into the backyard of the farmhouse. When Grandma was living there, I must have walked that path at least four or five times a day. I hadn't been down it in months, not since Grandma had to move into the nursing home and we had to sell the farmhouse. The girl disappeared around the back corner of the house. I heard the screen door slam, so I guess she went inside.

After a few minutes, I figured she wasn't coming back, so I stretched out on the boards. I let my eyes close to little slits, until the leaves and patches of light looked like big white and green blotches moving just beyond my eyelashes.

I must've fallen asleep, because when I opened my eyes, everything was dark. The half-moon gave enough light to see some of the branches. Rising up on my knees, I shuffled around to look down at our house. My brother Steve's

History

For our history lesson this afternoon, we will be exploring into Loftus and understanding the history of our local town. Our learning challenge today is to find out what life was like before mining in Loftus.

Today you will be:

- Exploring how Loftus has changed
- Comparing the similarities and differences
- Understand how the lives of wealthy were different to the lives of poorer people during this time.

For your task today, I would like you to create a timeline of Loftus. Remember that mining in Loftus started in 1848. Place the facts you find chronologically on your timeline.

Here are your research questions that I would like you to find out.

2 facts for-

What was Loftus like before mining?

3 facts for-

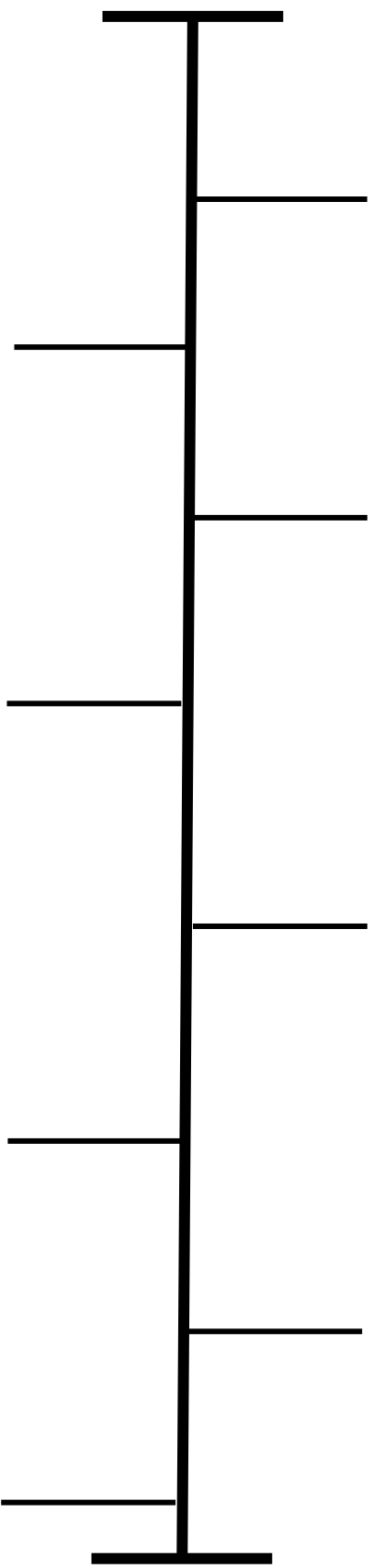
What was mining like in Loftus?

3 facts for-

What was Loftus like after mining?

I have included a template for the timeline. Alternatively, you can draw your own. Remember to use a ruler!

Timeline of Loftus



End of Day

Well done year 4, you have completed another day of online learning. This Afternoon, I would like you to have practise on Spelling Shed or Times Table rock stars. Please make sure you are challenging yourself!

Speak tomorrow!