

Wednesday 6th January 2021

Year 4 Home Learning

9am	9:30	10:30	11am	12pm	1pm	1:30pm	3pm
Spelling and PaG	English	Break	Maths	Dinner	Reading	DT	Story Time

Spelling

Here are the spellings for this week:
Children should know which sets they need to learn but if they want to learn both, I am happy with that.

Bagel camel cruel hazel jewel label panel tinsel travel vowel

preferred permitted admitted referred transferred rejected

carpeted finished frightened erupted beckoned beginner gardener

forgotten forbidden

Spelling Activity

Pyramids

Please do this for all the spellings. Once you have done this, please choose 5 of them and put them into sentences. **Challenge - Can you create a complex sentence using subordinating conjunctions?**

The gardener was sweating because the scorching hot sun was beaming on him.

The witch was forbidden to enter the local town although she still crept after dusk.

PaG

In today's Punctuation and Grammar session we are going to recap our word family list and check our understanding. Please complete the following tasks.

1. Decide the determiner, an or a
I would like to ask _____ question.
2. Write out 4 pairs of homophones.
3. Create your own sentence with a simile in.
4. Write down the plural of the words hair, tree, wolf, fly
5. Write a multi-clause sentence using a mature conjunction.

English Task

In English, we will be looking at our new topic of Traditional tales. Can you think of any traditional tales that you might already know?

Our half term focus will be on the traditional tale of Hansel and Gretel. Here is a YouTube link for the story:

https://www.youtube.com/watch?v=jfg-CYs9_s

Your task today is to write a fantastic traditional tale based on this story.

Remember to include:

Capital letters and full stops.

Paragraphs

Exciting adjectives

Upper level vocabulary.

Complex sentences - because, however, although, even though, until, while

Multi-clause sentences- a sentence with three clauses e.g. **While Hansel and Gretel were walking through the forest**, they stumbled across an amazing sweetie house **although they were weary of who lived inside**.

I look forward to reading them all!

Maths Meeting (15 minutes)

For your maths meeting today, I would like you to practise your skills of addition, subtraction, multiplication and division.

Remember how to set them out in your maths book. One number per square, use a ruler and column method for + - x. Long division bus stop method for ÷.

1. $2346 + 5622$

2. $7872 - 3818$

3. 287×3

4. $653 \div 2$

Maths (45 minutes)

In maths, we are starting a new topic called Length, Mass and volume. Our lesson focus today will be on length. We will look at centimeter (cm) and metre (m).

How many cm are in a m?

Discuss this question with an adult:

Millies height is 1 m 38cm. What is her height in cm?

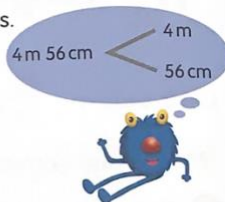
$1\text{ m } 38\text{ cm}$
 $\begin{array}{l} \swarrow \\ 1\text{ m} = 100\text{ cm} \\ \searrow \\ 38\text{ cm} \end{array}$
 $100\text{ cm} + 38\text{ cm} = 138\text{ cm}$
Millie is 138 centimetres tall.

Here are the questions I would like you to complete:


- 3** The length of a room is 4 m 56 cm.
Find the length of the room in centimetres.

$4\text{ m } 56\text{ cm} = \boxed{}\text{ cm} + \boxed{}\text{ cm}$
 $= \boxed{}\text{ cm}$

The length of the room is $\boxed{}\text{ cm}$.



- 4** Ruby jumps 125 cm from the starting line.
How many metres and centimetres does she jump?

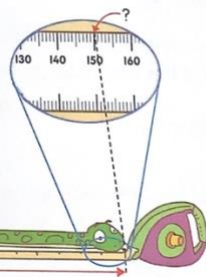


125 cm
 $\begin{array}{l} \swarrow \\ 100\text{ cm} = 1\text{ m} \\ \searrow \\ 25\text{ cm} \end{array}$

$125\text{ cm} = 100\text{ cm} + 25\text{ cm}$
 $= 1\text{ m } 25\text{ cm}$

She jumps 1 m 25 cm.

- 5** The snake is $\boxed{}\text{ cm}$ long.
It is $\boxed{}\text{ m } \boxed{}\text{ cm}$ long.



- 6** Complete the following:

$3\text{ m } 75\text{ cm}$
 $\begin{array}{l} \swarrow \\ \boxed{}\text{ m} = \boxed{}\text{ cm} \\ \searrow \\ \boxed{}\text{ cm} \end{array}$

$3\text{ m } 75\text{ cm} = \boxed{}\text{ cm}$

- 7** Complete the following:

270 cm
 $\begin{array}{l} \swarrow \\ \boxed{}\text{ cm} = \boxed{}\text{ m} \\ \searrow \\ \boxed{}\text{ cm} \end{array}$

$270\text{ cm} = \boxed{}\text{ m } \boxed{}\text{ cm}$

Extra Challenge:

Can you have a look around your house. Do you have any items that you can measure that are under 15cm? Can you find any items that you estimate to be 1m?

How tall are you? In cm and m?

Reading

For reading today, I would like you to complete the inference task. You need to make inferences from the picture and explain and justify your reason.

Make sure to use subordinating conjunctions to explain why.

Please write in full sentences using capital letters and full stops.



1. Who do you think lived in this house?
2. Why did they leave the house?
3. What do you think it looks like inside?
4. What do you think is nearby?

Can you create a bank of **nouns** and expand these with some creative **adjectives**.

Example:

Shattered **window**

DT

In our new Design and Technology (DT) topic, we will be looking at mineshafts which links to our History topic of local mining.

For your task today, I would like you to research:

What is a mineshaft?

What do they look like?

How were they used?

What did they pick up?

How do they work?

After you have done your research, I would like you to create a plan for your own mineshaft. Think about what materials you would use from home e.g. milk bottles, toilet roll, buttons, string. How would it pick up? How will it turn?

Please draw and label your plan.

Story Time

You have just completed your first day of online learning. You should be very proud of yourself. Please grab a book and find a nice quiet place to sit. Enjoy your story and relax.

Well done Year 4!